



Roundabout Aesthetics Community Meeting

October 21, 2021



The presentation will start at 5:35 p.m.

About the Community Meeting

WEKIVA PARKWAY

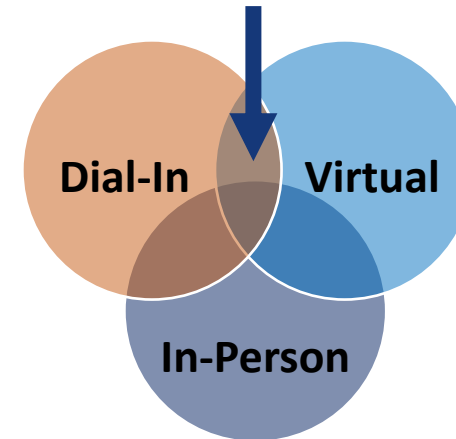
This public meeting is being conducted in a hybrid format:

- In-Person
- Virtual
- Dial-in

Dial-in attendees are “listen only.”

A copy of the presentation is available at www.wekivaparkway.com

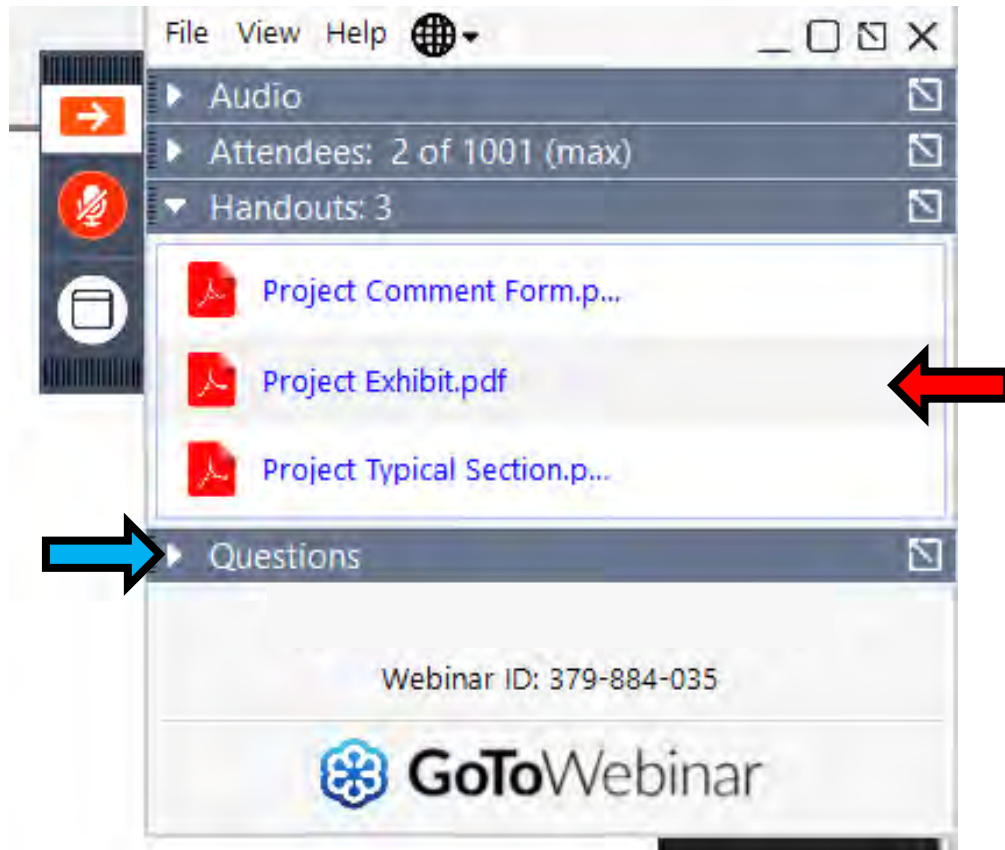
Hybrid meeting



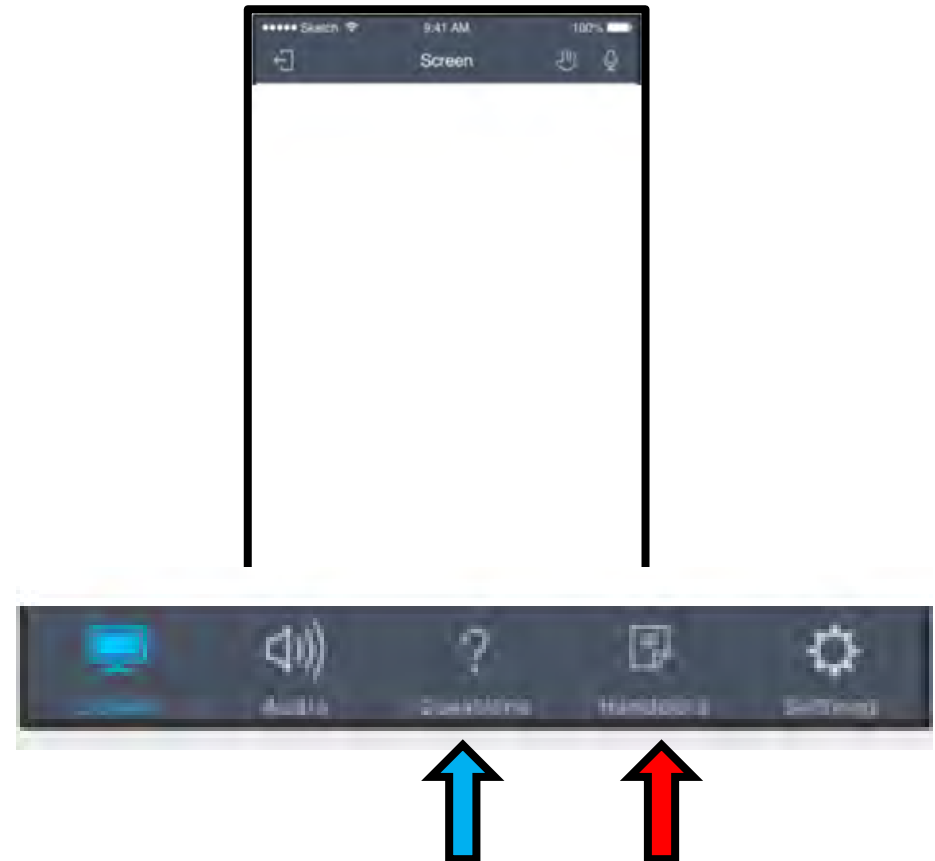
GoToWebinar Control Panel

WEKIWA PARKWAY

Desktop



Mobile



To report a technical issue...

WEKIVA PARKWAY



Type a message
in the question box
on GoToWebinar
control panel



Send an email to
info@wekivaparkway.com

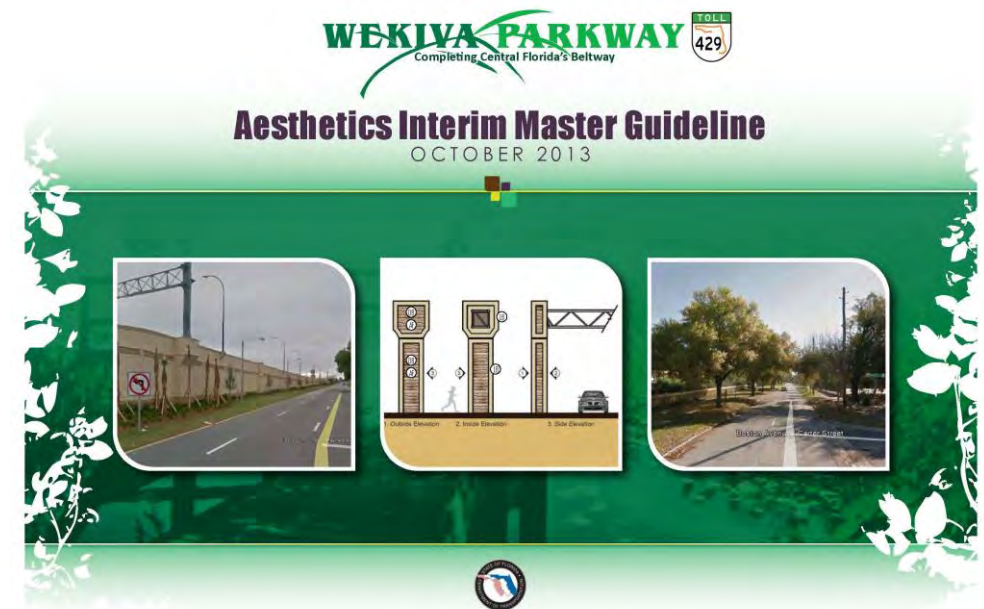


Call
904-392-7500

Overall Goals

The Wekiva Parkway was developed with the following overarching goals at the forefront:

- Completing Central Florida's beltway
- Protecting the wildlife and other natural resources surrounding the Wekiva River, designated a National Wild and Scenic River and Florida Outstanding Waterway
- Creating a “parkway feel” – a roadway that is aesthetically pleasing and blends in with natural surroundings
 - Agencies committed to bold aesthetics and landscaping initiative



Section 6:

- Finish Wekiva River bridges
- Complete final wildlife bridge
- Traffic moves onto S.R. 46
- **Completion: Early 2022**

Section 7A:

- Elevated parkway work continues
- S.R. 46 roundabouts done
- **Completion: Late 2022**

Section 7B:

- Traffic now in new lanes
- Medians underway
- **Completion: Early 2022**

Section 8:

- I-4 / S.R. 417 interchange work continues
- **Completion: Spring 2023**

KEY



Section 4A

Section 4B

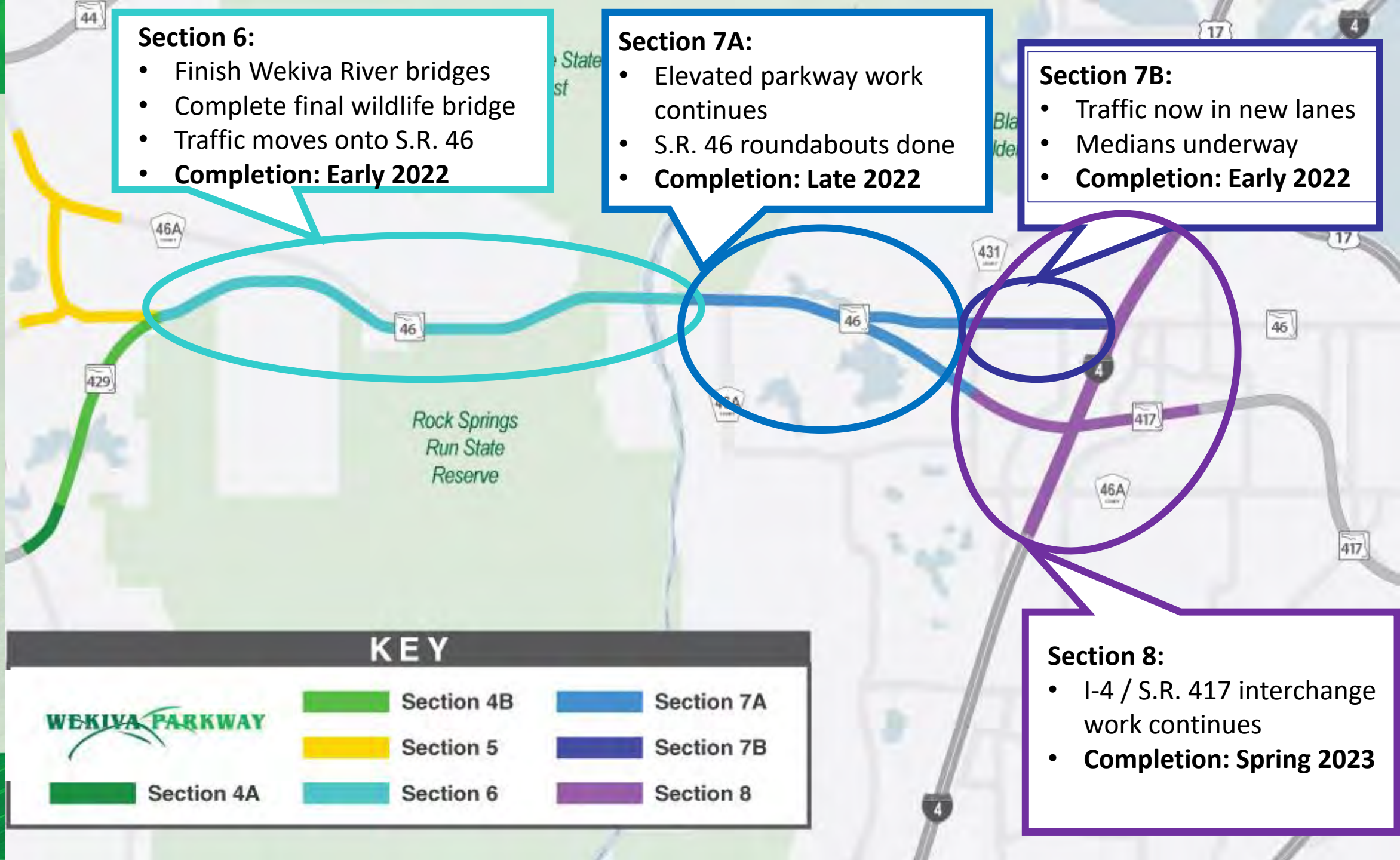
Section 5

Section 6

Section 7A

Section 7B

Section 8



What's Next: Overall Landscaping Schedule

Landscaping will take place as separate projects after the major construction is done.

- **Landscaping Schedules:**
 - **Section 6: Late Spring 2022**
 - **Section 7A: Late Summer 2023**
 - **Section 7B: Late Summer / Fall 2022**
 - **Section 8: Late 2023**
- **Ensuring landscaping quality and viability:** FDOT requires contractors maintain plants during 2-year warranty period after final installation
- **Long-term maintenance:** FDOT asset management contract includes mowing, litter and weed control



Wekiva Parkway Preliminary Landscaping Materials

WEKIVA PARKWAY

Here are some of the trees found in the preliminary landscaping plans for Section 7A, as an example.

FDOT is dedicated to using input from key stakeholders and other community members to enhance the landscaping plans:

Red maple
Red cedar
Crape myrtle
Sweetgum
Southern magnolia
Slash pine
Live oak

Bald cypress
Elm
Washington elm
Wax myrtle
Date palm
Sycamore
Sabal palm



Trees installed will range from 6 feet to 16 feet tall – or more.

Wekiva Parkway Roundabouts

WEKIVA PARKWAY



Wekiva Parkway Roundabouts

WEKIVA PARKWAY



Locations

Osprey Hammock Trail,
Longwood Markham Road, Lake
Markham Road, Yankee Lake
Road & Glade View Drive



30%-50%

more traffic capacity
at intersections - less
delay waiting at stops
and signals.



Enhanced Safety

90% fewer fatalities &
75% fewer injuries

- **Result of Seminole County coordination**
- **Proven results:** Effective at enhancing safety and keeping traffic moving
- **Statewide:** Approximately 20 roundabouts operating on the state highway system and more than 300 roundabouts on local roads

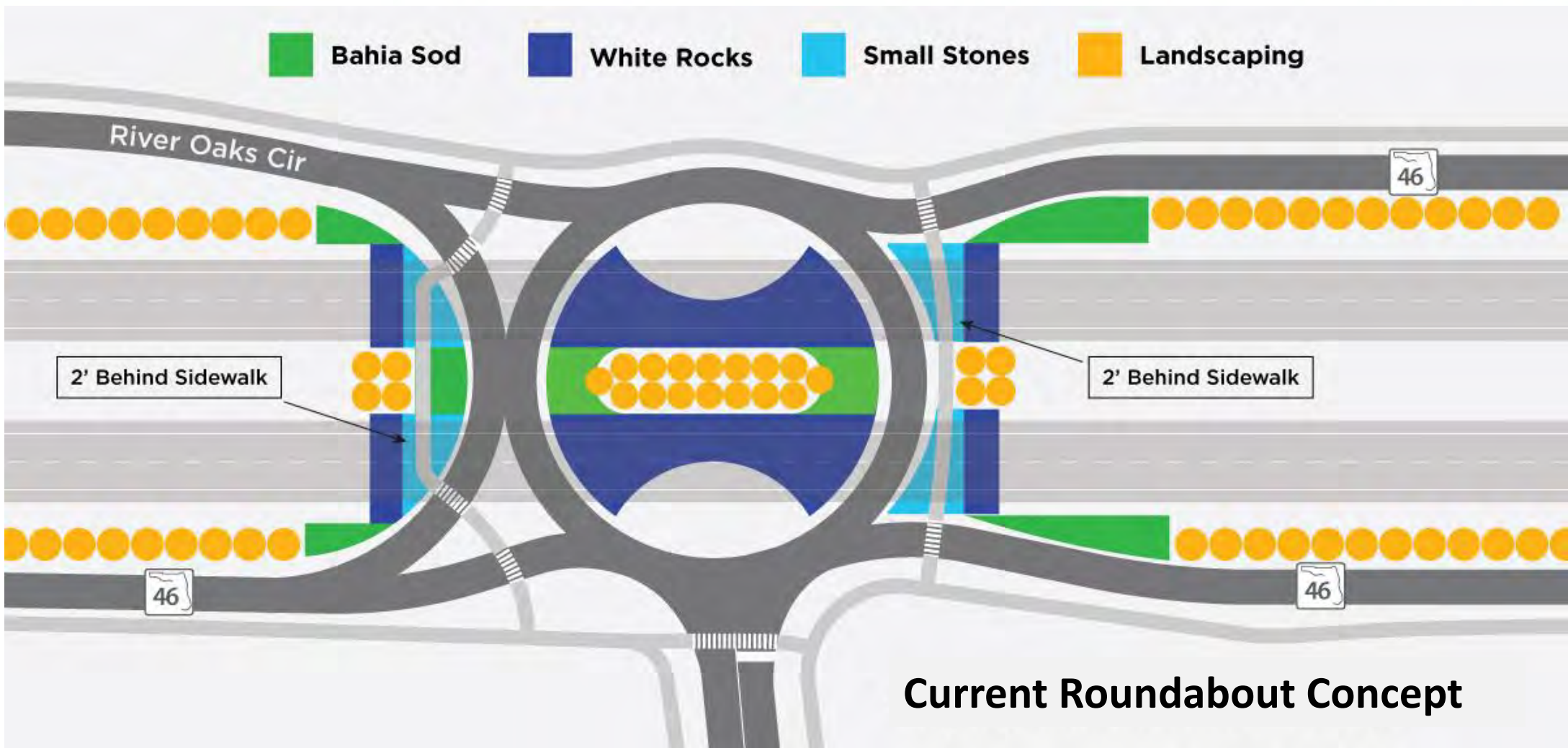
Fast Facts on White Rocks

WEKIVA PARKWAY



- **Native to area:** Limestone is from under old river bridge and the greater Central Florida region
- **Decorative white rock:** Used in consideration of low light and drought conditions under bridges
- **Purpose:** Used statewide in high-shade areas
- **Project placement:** Roundabouts directly under elevated parkway
- **Note:** Areas in roundabouts in sunlight will have sod and/or plants and trees

Roundabout Preliminary Landscape Concept



How We Got Here – Listening Session Process

WEKIVA PARKWAY

FDOT received community feedback regarding the white rocks installed in the roundabouts.

Initial comments: Rocks' appearance (temporary configuration) and possible effects on wildlife

The department is committed to listening to public concerns and meeting the community's vision for the area.

Listening sessions: FDOT embarked on a listening tour with key stakeholders

- Reached out to 50 key stakeholders on Sections 6 & 7A
- Goals:
 - Share project information and constraints
 - Receive input to help enhance the roundabout aesthetics plan
- Conducted 16 listening sessions – virtual and in person

Community meeting: Share what we heard, and get input from the larger community

Key Stakeholders Submitting Input

WEKIVA PARKWAY

Friends of Wekiva River

St. Johns Riverkeepers

Bear Warriors

Florida Native Plants Society

Sustainability Leaders Initiative

Wekiva River Oaks HOA

Estates of Wekiva Park HOA

Markham Forest HOA

The Rock Church

LaFleur Nursery

Lake Forest HOA

Wekiva River Basin Commission (including Seminole County Commission Chairman Lee Constantine)

Florida Fish & Wildlife Conservation Commission

Florida Department of Environmental Protection - Wekiva River Basin State Parks

UF / IFAS Extension, Florida Friendly Landscaping (Seminole County & State Offices)

Seminole County Public Works

Seminole County Leisure Services – Greenways & Natural Lands Division

Seminole County Commissioner Andria Herr, District 5

Key Stakeholders: White Rocks

WEKIWA PARKWAY

Comment categories:

- Visual appearance
- Wildlife impacts
- Maintenance
- Deterrent to mischief / unintended activity
- Vegetation / plants
- Erosion / drainage

Comments on Visual Appearance	
Favorable	Unfavorable
Like the look, decorative, aesthetic	Don't like the look, hostile architecture, rocky barren, too prominent
Fits with the rocks we have in our entrance	Doesn't fit the environment
Will go well with plants, other materials when completed	Was expecting or would rather see plants

Requests: Leave all the rock as planned, remove some of the rock or remove all the rock

Wekiva Parkway Wildlife Crossings

WEKIVA PARKWAY



Key Stakeholders: White Rock – Wildlife Comments

- Florida Fish & Wildlife Conservation Commission
- Florida Department of Environmental Protection - Wekiva River Basin State Parks
- Seminole County Leisure Services – Greenways & Natural Lands Division
- Friends of Wekiva River
- St. Johns Riverkeepers
- Bear Warriors
- Sustainability Leaders Initiative

Requests: Remove at least a 5-foot swath of rock next to the bridge wall to provide additional area for animals to cross

Wildlife Comments	
Favorable	Unfavorable
Bears, deer, otter, etc., can climb over rocks	Rocks could push wildlife into road
Animals savvy enough to go around obstacles, can use sidewalk / animals climb over things all the time in the wild	Gopher tortoises, snakes, other small animals may find large rocks hard to navigate
Large rocks provide cover for snakes, small animals from predators	Rocks may harbor snakes

Key Stakeholders: White Rock – Maintenance

Maintenance was front of mind with nearly everyone we spoke with during the sessions.

Long-term maintenance: FDOT asset management contract includes mowing, litter and weed control

Herbicides: FDOT tracks the use of approved herbicides and fertilizers by contractors, how much is placed annually

- Try to limit use of chemicals

Maintenance	
Favorable	Unfavorable
Maintenance of white rocks no different than grass or plants	Rocks can get dirty or mildew, grow weeds, collect trash and need to be maintained
Leave rocks – will be easier to maintain than plants under bridges	Concerns about herbicides needed for weed control, risk of runoff to river or to aquifer
Like the rocks and natural aging effects	


Key Stakeholders: White Rock – Deterrent to Mischief

WEKIWA PARKWAY

Those in favor of the white rocks – particularly most HOA members attending the sessions – noted they also could help deter unwanted activity in the roundabouts such as:

- Vagrancy / transients
- Parking or hanging out
- Kids throwing rocks

Now we'd like to get your thoughts on the white rocks...



Your Thoughts on the White Rocks?

WEKIWA PARKWAY

We will now conduct a brief poll to get your thoughts and ideas on the roundabout aesthetics.

To take part, log in to the website shown here and enter the code shown, or capture the QR code on your smart phone to access the survey.

Results will be shown in real time.

Go to
www.menti.com



Enter the code
1668 4708



Or use QR code

Your Thoughts on the White Rocks? - Take Our Poll

WEKIWA PARKWAY

Poll #1: Which of the following best represents your opinion about the white rocks? Check all that apply:

- A. The white rocks under the elevated parkway will be a good aesthetics component in conjunction with trees, plants, small stones and other materials.**
- B. About 5 feet of the white rocks along the bridge walls should be replaced with small stones or other traversable materials to provide animals an additional area to cross.**
- C. Reduce the use of white rocks in all areas of the roundabout in conjunction with native plantings.**
- D. All the white rocks should be replaced with shade tolerant plants or other materials.**

Discussions: Roundabout Aesthetic Ideas

WEKIVA PARKWAY

Listening sessions with key community and environmental stakeholders explored the following additional aesthetic components for the Wekiva Parkway roundabouts.

- Stone variations
- Other material
- Hardscaping
- Native, shade-tolerant plants
- Other stakeholder suggestions

Now we'll go over what we shared, and what we heard.

Then we want your input!



Aesthetic Options – Stone Variations

WEKIVA PARKWAY

#57 Stone

Pros:

- Traversable
- Native Florida stone
- Natural appearance
- Commercially available in large quantities
- Stable to limit erosion

Cons:

- Angular in shape



Pea Gravel

Pros:

- Traversable
- Native to Florida
- Natural appearance
- Weathered for a rounded shape

Cons:

- Limited availability
- Easily displaced



Rounded River Gravel

Pros:

- Traversable
- Rounded shape
- Stable from erosion

Cons:

- Imported from outside Florida
- Not natural to Wekiva Basin
- Widely varying characteristics depending on source
- Limited availability



Aesthetic Options – Other Material / Hardscaping

WEKIVA PARKWAY

Medium Washed Shell

Pros:

- Traversable
- Native to Florida
- Natural appearance

Cons:

- Limited availability
- Deteriorates over time
- Lightweight
- Susceptible to erosion



Hardscaping: May include pavers (example shown below) and other materials.

Pros:

- Clean, decorative look (colors)

Cons:

- Maintenance can be labor intensive
- Can be more costly



Key Stakeholder Comments – Stone Variations & Hardscaping

WEKIVA PARKWAY

Initial options:

- #57 Stone
- Pea Gravel
- Rounded River Gravel
- Medium Washed Shell
- Pavers (hardscaping)

Other stakeholder suggestions:

- Permeable paving
- Stamped concrete
- Organic mulches
- Ground or crushed concrete

Key stakeholders wanted:

- Look natural
- Stable, less susceptible to erosion/washout
- Easily traversable by wildlife
- Native to area
- Least costly – concern for taxpayer dollars
- Readily / easily available
- Durable
- Lowest / easiest maintenance (less labor intensive)
- No to impervious surfaces – want to promote aquifer recharge
- Be mindful of calcium and pH balance effect of materials

Now We Want to Hear from You!

WEKIYA PARKWAY

POLL #2:

2. Given the information presented so far, which of these stone variations or other aesthetic treatments do you think would make the most visually pleasing, cost-efficient and easily maintainable option?

Go to the poll as noted below to respond. Check all that you find favorable.

Go to
www.menti.com



Enter the code
1668 4708



Or use QR code

Aesthetic Options – Native, Shade Tolerant Plants

WEKIVA PARKWAY

Initial options discussed:

- Coontie
- Saw Palmetto
- Beauty Berry
- Firebush
- Dwarf Walter's Viburnum
- Wild Plumbago

Other stakeholder suggestions:

- Bunch / clumping grasses
- Sabal (cabbage) palms
- Sunshine mimosa
- Black-eyed Susan
- Twin flowers
- White fringe tree
- Cast iron plant
- Ornamental gingers
- Spanish bayonet
- Ferns
- Frog fruit
- Lady palms
- River sage
- Wild coffee



Coontie



Firebush



Saw Palmetto

Key Stakeholder Comments – Native, Shade Tolerant Plants

WEKIVA PARKWAY

Common themes heard about various shade-tolerant plants:

- **Coontie and firebush would serve well**
- **Plumbago also favored; Florida friendly though not native**
- **Limit food sources (fruiting plants) to avoid attracting animals into the roundabouts**
- **Use native plants**
- **Use plants that support pollinators**
- **Plants that bloom, have color are more desired**
- **Use drought tolerant plants**
- **Install plants that blend in with the surroundings**
- **Use plants that are viable in shade and low maintenance**

We Want to Hear from You – Native, Shade Tolerant Plants

WEKIVA PARKWAY

Poll #3: Which of these shade and drought tolerant plants would you most like to see as part of the roundabout landscaping? Check all that apply:

- Coontie
- Saw Palmetto
- Beauty Berry
- Firebush
- Dwarf Walter's Viburnum
- Wild Plumbago
- Bunch / clumping grasses
- Cabbage palm
- Sabal palms
- Sunshine mimosa
- River sage
- Black-eyed Susan
- Twin flowers
- White fringe tree
- Ferns
- Frog fruit
- Lady Palms
- Wiregrass
- Cast iron plant
- Ornamental gingers
- Spanish bayonet
- Other?

Next Steps

WEKIVA PARKWAY

Thank you for participating in this process. We value your feedback.

FDOT staff will now:

- **Compile and analyze feedback received from the community meeting and sessions**
- **Develop an enhanced landscaping plan based on stakeholder input**

We look forward to working together toward a solution that meets the broader community expectations and needs for the Wekiva Parkway roundabouts.

For Comments and Questions

- **In-person**
 - Submit Comment Form
- **Virtually**
 - GoToWebinar: Type your comment / question in the question box
 - Online at the project website:
www.wekivaparkway.com
- **By email:** info@wekivaparkway.com
- **By phone:** 407-710-5610

