

COMPONENTS OF CONTRACT PLANS SET

- ROADWAY PLANS
- SIGNING AND PAVEMENT MARKING PLANS
- SIGNALIZATION PLANS
- INTELLIGENT TRANSPORTATION SYSTEMS PLANS
- LIGHTING PLANS
- LANDSCAPE PLANS
- STRUCTURE PLANS
- TOLL FACILITY - SITE PLANS
- TOLL FACILITY - GANTRY PLANS
- TOLL FACILITY - BUILDING PLANS

A DETAILED INDEX APPEARS ON THE KEY SHEET OF EACH COMPONENT

INDEX OF ROADWAY PLANS

SHEET NO.	SHEET DESCRIPTION
1	KEY SHEET
1A	NOTES TO REVIEWERS
2-3	SIGNATURE SHEETS
4-23	SUMMARY OF PAY ITEMS
24-27	DRAINAGE MAPS
28	EXISTING DRAINAGE STRUCTURES
29	SUMMARY OF DRAINAGE AREAS
30-48	TYPICAL SECTIONS
49-59	TYPICAL SECTION DETAILS
60-61	HARDSCAPE DETAILS
62-68	HARDSCAPE PLANS
SQ1-SQ46	SUMMARY OF QUANTITIES
69-134	SUMMARY OF DRAINAGE STRUCTURES
135-139	OPTIONAL MATERIALS TABULATION
140-142	PROJECT LAYOUT
143-156	COORDINATE AND CURVE DATA
157	PROJECT NOTES
158-201	ROADWAY PLAN SHEETS
202-306	ROADWAY PROFILE SHEETS
307-313	SPECIAL PROFILES
314-325	RAMP TERMINAL DETAILS
326-347	INTERSECTION DETAILS
348-536	DRAINAGE STRUCTURES
537-539	BOX CULVERT DETAILS
540	LATERAL DITCH PROFILES
541-545	LATERAL DITCH CROSS SECTIONS
546-564	POND DETAILS
565-683	POND CROSS SECTIONS
684-691	CROSS SECTION PATTERN
692	SPECIAL DETAIL L-BARRIER WALL
693	ROADWAY SOIL SURVEY
694-1134	ROADWAY CROSS SECTIONS
1135-1137	STORMWATER POLLUTION PREVENTION PLAN
1138-1169	SURCHARGE CONTROL PLANS
1170-1419	TEMPORARY TRAFFIC CONTROL PLANS
1420-1465	UTILITY ADJUSTMENT SHEETS
1466-1468	PROJECT NETWORK CONTROL SHEETS

LIST OF REVISED INDEX DRAWINGS

INDEX NO.	SHEET NO.
412	1 OF 5
600	ALL
603	ALL
607	1 OF 1

GOVERNING STANDARDS AND SPECIFICATIONS:
 Florida Department of Transportation, 2015 Design Standards and revised Index Drawings as appended herein, and 2015 Standard Specifications for Road and Bridge Construction, as amended by Contract Documents.

For Design Standards click on the "Design Standards" link at the following web site:
<http://www.dot.state.fl.us/rddesign/>

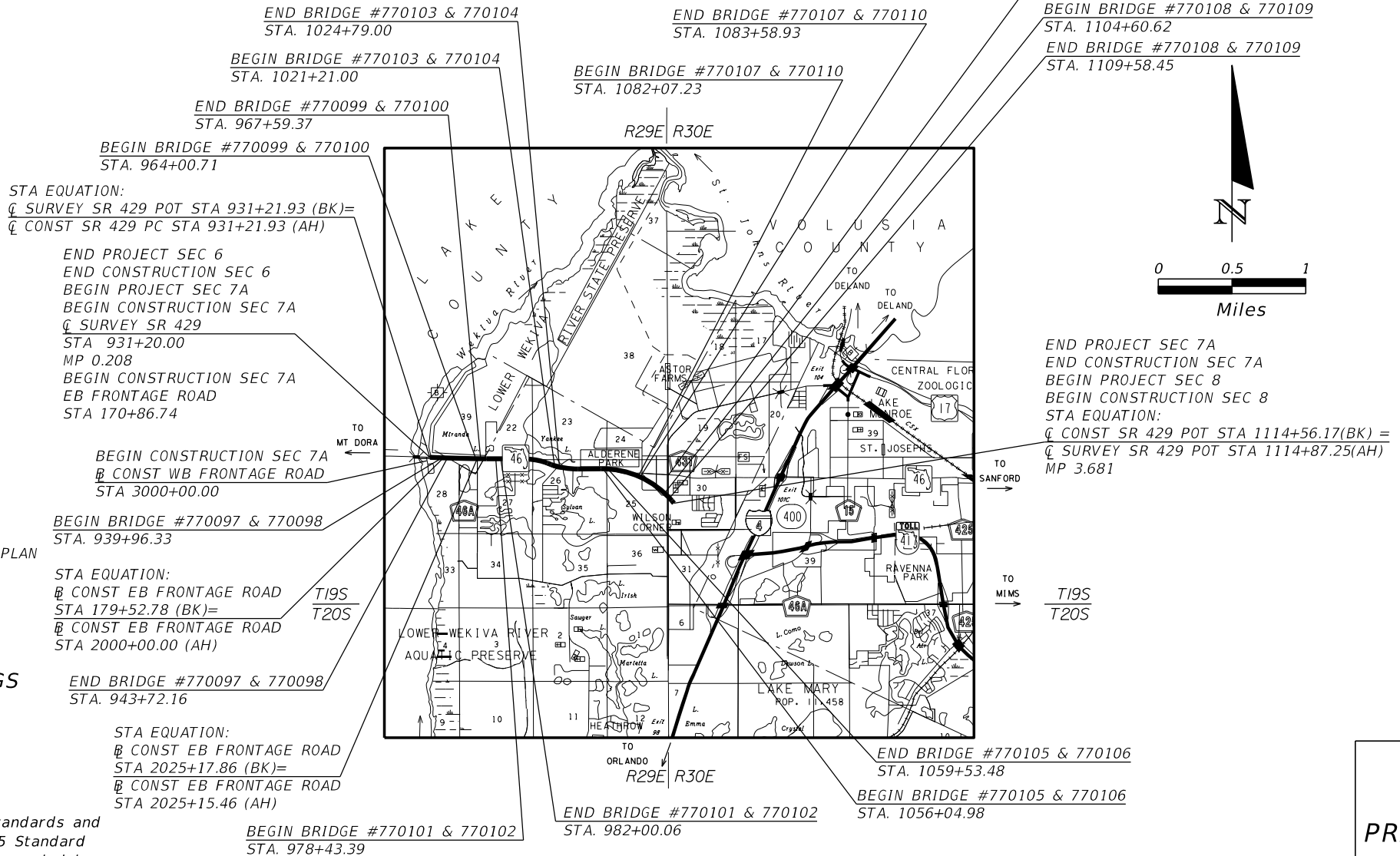
For the Standard Specifications for Road and Bridge Construction click on the "Specifications" link at the following web site:
<http://www.dot.state.fl.us/specificationoffice/>

STATE OF FLORIDA
 DEPARTMENT OF TRANSPORTATION

CONTRACT PLANS

FINANCIAL PROJECT ID 240200-2-52-01
 (FEDERAL FUNDS)
 SEMINOLE COUNTY (77320)

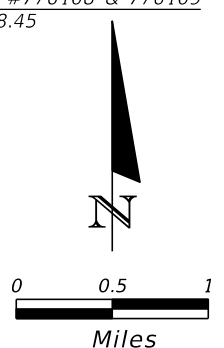
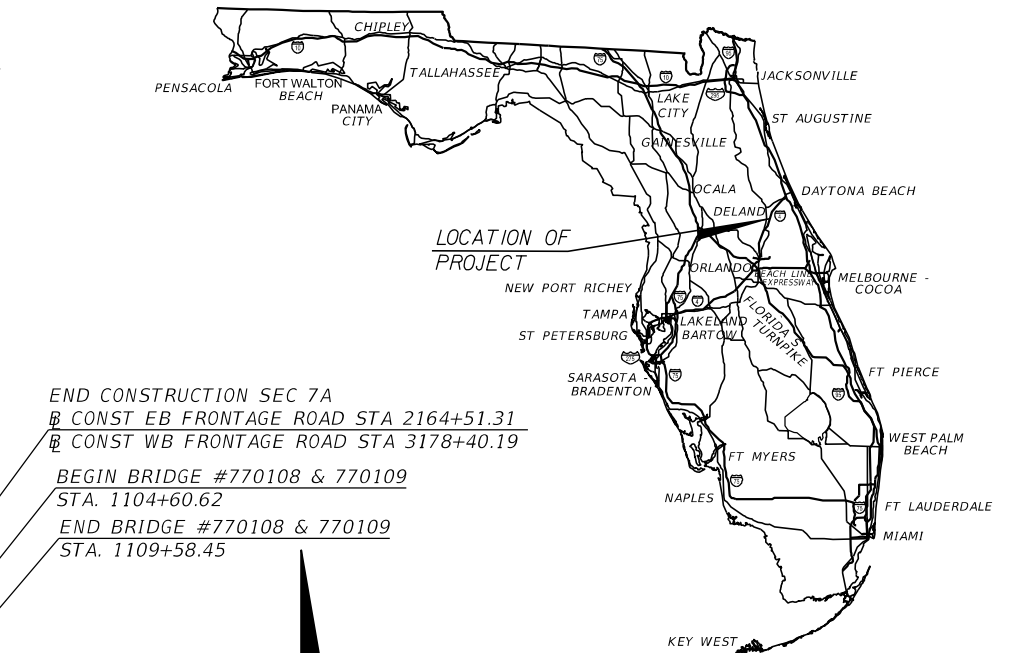
STATE ROAD NO. 429 (WEKIVA PARKWAY SECTION 7A)



PROJECT LENGTH IS BASED ON Q OF CONSTRUCTION

LENGTH OF PROJECT		
	LINEAR FEET	MILES
ROADWAY	15,888.98	3.009
BRIDGES	2,447.19	0.463
NET LENGTH OF PROJECT	18,336.17	3.473
EXCEPTIONS	0	0
GROSS LENGTH OF PROJECT	18,336.17	3.473

FDOT PROJECT MANAGER: KEVIN MOSS, P.E.



ROADWAY SHOP DRAWINGS TO BE SUBMITTED TO:

GARFIELD L. FOSTER
 URS CORPORATION
 315 E. ROBINSON ST. SUITE 245
 ORLANDO, FL 32801-1949

PLANS PREPARED BY:

URS CORPORATION
 315 E. ROBINSON ST. SUITE 245
 ORLANDO, FL 32801-1949
 PH (407) 422-0353, FAX (407) 423-2695
 CONTRACT NO. C-9855
 CERTIFICATE OF AUTHORIZATION NO. 000002
 VENDOR NO. F592087895002

NOTE: THE SCALE OF THESE PLANS MAY HAVE CHANGED DUE TO REPRODUCTION.

**100% SUBMITTAL
 OCTOBER 2015
 PRELIMINARY NOT FOR
 CONSTRUCTION**

ROADWAY PLANS
 ENGINEER OF RECORD: GARFIELD L. FOSTER, P.E.

P.E. NO.: 59893


FISCAL YEAR	SHEET NO.
18	1

PRELIMINARY: NOT FOR CONSTRUCTION

NOTES TO REVIEWERS


1. REQUIREMENTS FOR ENCASED OR WRAPPED PIPE OUTLINED IN THE 2013 FDOT STRUCTURES DESIGN BULLETIN 13-05 HAVE BEEN OMITTED FROM THIS SUBMITTAL WITH THE UNDERSTANDING AN UPDATE TO THE BULLETIN IS ANTICIPATED WHICH WILL HAVE SIGNIFICANT CHANGES TO THE REQUIREMENTS FOR CASING.

REVISIONS				GARFIELD L. FOSTER P.E. LICENSE NO. 59893 URS CORPORATION 315 E. ROBINSON STREET, SUITE 245 ORLANDO, FL 32801-1949 PH (407) 422-0353 FAX (407) 423-2695 CERTIFICATE OF AUTHORIZATION NO. 000002	STATE OF FLORIDA DEPARTMENT OF TRANSPORTATION			NOTES TO REVIEWERS	SHEET NO.
DATE	DESCRIPTION	DATE	DESCRIPTION		ROAD NO.	COUNTY	FINANCIAL PROJECT ID		1A
						429	SEMINOLE		240200-2-52-01




URS CORPORATION
 315 E. ROBINSON STREET, SUITE 245
 ORLANDO, FL 32801-1949
 CERTIFICATE OF AUTHORIZATION NO. 000002
 GARFIELD L. FOSTER, P.E. NO. 59893

THE ABOVE NAMED PROFESSIONAL ENGINEER SHALL BE RESPONSIBLE FOR THE FOLLOWING SHEETS IN ACCORDANCE WITH RULE 61G15-23.003, F.A.C.



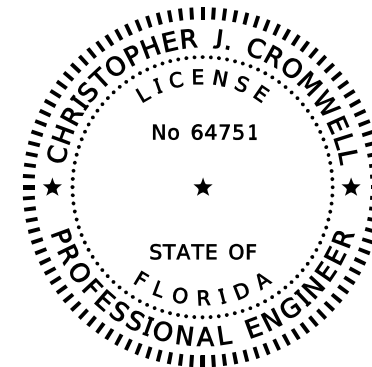
URS CORPORATION
 315 E. ROBINSON STREET, SUITE 245
 ORLANDO, FL 32801-1949
 CERTIFICATE OF AUTHORIZATION NO. 000002
 DUSTIN EDWARD PERKINS, P.E. NO. 69225

THE ABOVE NAMED PROFESSIONAL ENGINEER SHALL BE RESPONSIBLE FOR THE FOLLOWING SHEETS IN ACCORDANCE WITH RULE 61G15-23.003, F.A.C.



URS CORPORATION
 315 E. ROBINSON STREET, SUITE 245
 ORLANDO, FL 32801-1949
 CERTIFICATE OF AUTHORIZATION NO. 000002
 PETER LEMUEL JOHN OSBORNE, P.E. NO. 70392

THE ABOVE NAMED PROFESSIONAL ENGINEER SHALL BE RESPONSIBLE FOR THE FOLLOWING SHEETS IN ACCORDANCE WITH RULE 61G15-23.003, F.A.C.




URS CORPORATION
 7650 W. COURTNEY CAMPBELL CAUSEWAY
 TAMPA, FL 33607-1462
 CERTIFICATE OF AUTHORIZATION NO. 000002
 CHRISTOPHER J. CROMWELL, P.E. NO. 64751

THE ABOVE NAMED PROFESSIONAL ENGINEER SHALL BE RESPONSIBLE FOR THE FOLLOWING SHEETS IN ACCORDANCE WITH RULE 61G15-23.003, F.A.C.

REVISIONS				GARFIELD L. FOSTER P.E. LICENSE NO. 59893 URS CORPORATION 315 E. ROBINSON STREET, SUITE 245 ORLANDO, FL 32801-1949 PH (407) 422-0353 FAX (407) 423-2695 CERTIFICATE OF AUTHORIZATION NO. 000002	STATE OF FLORIDA DEPARTMENT OF TRANSPORTATION			SHEET NO. 2
DATE	DESCRIPTION	DATE	DESCRIPTION		ROAD NO.	COUNTY	FINANCIAL PROJECT ID	
					429	SEMINOLE	240200-2-52-01	


SIGNATURE SHEET

PRELIMINARY: NOT FOR CONSTRUCTION




ANTILLIAN ENGINEERING ASSOCIATES, INC.
 3331 BARTLETT BOULEVARD
 ORLANDO, FL 32811
 CERTIFICATE OF AUTHORIZATION NO. 6685
 PETER GREGORY SUAH, P.E. NO. 46910

THE ABOVE NAMED PROFESSIONAL ENGINEER SHALL BE RESPONSIBLE FOR THE FOLLOWING SHEETS IN ACCORDANCE WITH RULE 61G15-23.003, F.A.C.




IDA CONSULTING ENGINEERS, INC.
 800 N. MAGNOLIA AVE., SUITE 1402
 ORLANDO, FL 32803
 CERTIFICATE OF AUTHORIZATION NO. 8171
 KEVIN B. FISCHER, P.E. NO. 60074

THE ABOVE NAMED PROFESSIONAL ENGINEER SHALL BE RESPONSIBLE FOR THE FOLLOWING SHEETS IN ACCORDANCE WITH RULE 61G15-23.003, F.A.C.




CARDNO, INC.
 402 SOUTH NORTHLAKE BLVD., SUITE 1004
 ALTAMONTE SPRINGS, FL 32701
 CERTIFICATE OF AUTHORIZATION NO. 3843
 JERALDO COMELLAS, JR., P.E. NO. 45838

THE ABOVE NAMED PROFESSIONAL ENGINEER SHALL BE RESPONSIBLE FOR THE FOLLOWING SHEETS IN ACCORDANCE WITH RULE 61G15-23.003, F.A.C.




GEOTECHNICAL AND ENVIRONMENTAL CONSULTANTS, INC.
 919 LAKE BALDWIN LANE
 ORLANDO, FL 32814
 CERTIFICATE OF AUTHORIZATION NO. 5882
 DANIEL C. STANFILL, P.E. NO. 42763

THE ABOVE NAMED PROFESSIONAL ENGINEER SHALL BE RESPONSIBLE FOR THE FOLLOWING SHEETS IN ACCORDANCE WITH RULE 61G15-23.003, F.A.C.



TRAFFIC ENGINEERING DATA SOLUTIONS, INC.
 80 SPRING VISTA DRIVE
 DEBARY, FLORIDA 32720
 CERTIFICATE OF AUTHORIZATION NO. 27392
 CHRIS J. WALSH, P.E. NO. 57626

THE ABOVE NAMED PROFESSIONAL ENGINEER SHALL BE RESPONSIBLE FOR THE FOLLOWING SHEETS IN ACCORDANCE WITH RULE 61G15-23.003, F.A.C.



ATKINS NORTH AMERICA, INC.
 482 S. KELLER ROAD
 ORLANDO, FL 32810
 J. VANCE CARPER, JR., PSM NO. 3598

THE ABOVE NAMED PROFESSIONAL SURVEYOR AND MAPPER SHALL BE RESPONSIBLE FOR THE FOLLOWING SHEETS IN ACCORDANCE WITH RULE 5J-17, F.A.C.

REVISIONS				GARFIELD L. FOSTER P.E. LICENSE NO. 59893 URS CORPORATION 315 E. ROBINSON STREET, SUITE 245 ORLANDO, FL 32801-1949 PH (407) 422-0353 FAX (407) 423-2695 CERTIFICATE OF AUTHORIZATION NO. 000002	STATE OF FLORIDA DEPARTMENT OF TRANSPORTATION			SHEET NO. 3
DATE	DESCRIPTION	DATE	ROAD NO.		COUNTY	FINANCIAL PROJECT ID		
			429		SEMINOLE	240200-2-52-01		

SIGNATURE SHEET

PRELIMINARY: NOT FOR CONSTRUCTION

FLORIDA DEPARTMENT OF TRANSPORTATION
PROJECT SUMMARY OF PAY ITEMS
FOR PROJECT: 240200-2-52-01

LEAD PROJECT : 240200-2-52-01 DISTRICT : 05 COUNTY/SECTION : 77320000

PROJECT(S) : 24020025201 COUNTY : SEMINOLE

0100 SUMMARY OF STRUCTURES

SPC	ALT	ITEM NUMBER	ITEM DESCRIPTION	UNIT	24020025201	24020025201 BR# 770097	QUANTITY TOTAL
		0400- 2- 4	CONC CLASS II, SUPERSTRUCTURE	CY		591.000	591.000
		0400- 2- 10	CONCRETE CLASS II, APPROACH SLABS	CY		127.600	127.600
		0400- 4- 5	CONCRETE CLASS IV, SUBSTRUCTURE	CY		102.000	102.000
		0400- 4- 25	CONCRETE CLASS IV, MASS, SUBSTRUCTURE	CY		270.700	270.700
		0400- 9-	BRIDGE DECK GROOVING & PLANING, DECK 8.5">	SY		2195.000	2195.000
		0400-147-	COMPOSITE NEOPRENE PADS	CF		13.300	13.300
		0415- 1- 4	REINFORCING STEEL - SUPERSTRUCTURE	LB		133450.000	133450.000
		0415- 1- 5	REINFORCING STEEL- SUBSTRUCTURE	LB		66266.000	66266.000
		0415- 1- 9	REINFORCING STEEL- APPROACH SLABS	LB		23928.000	23928.000
		0450- 2- 96	PREST BEAMS: FLORIDA-1 BEAM 96"	LF		2627.000	2627.000
		0455- 34- 5	PRESTRESSED CONCRETE PILING, 24" SQ	LF		2345.000	2345.000
		0455-143- 5	TEST PILES-PRESTRESSED CONCRETE, 24" SQ	LF		290.000	290.000
		0458- 1- 11	BRIDGE DECK EXPANSION JOINT, NEW CONSTRUCTION, F&I POURED JOINT WITH BACKER ROD	LF		106.000	106.000
		0459- 71-	PILES, POLYETHYLENE SHEETING	SY		408.000	408.000
		0506- 2-	BRIDGE DRAINAGE PIPE	LF		280.000	280.000
		0506- 3-	BRIDGE DRAINS	EA		2.000	2.000
		0521- 5- 1	CONCRETE TRAFFIC RAILING, BRIDGE 32" F - SHAPE	LF		872.000	872.000
		0524- 2- 2	CONCRETE SLOPE PAVEMENT, NON REINFORCED, 4"	SY		43.000	43.000

REVISIONS

DATE	DESCRIPTION	DATE	DESCRIPTION

GARFIELD L. FOSTER
P.E. LICENSE NO. 59893
URS CORPORATION
315 E. ROBINSON STREET, SUITE 245
ORLANDO, FL 32801-1949
PH (407) 422-0353 FAX (407) 423-2695
CERTIFICATE OF AUTHORIZATION NO. 000002

STATE OF FLORIDA
DEPARTMENT OF TRANSPORTATION

ROAD NO.	COUNTY	FINANCIAL PROJECT ID
429	SEMINOLE	240200-2-52-01

SUMMARY OF PAY ITEMS

SHEET NO.

4

FLORIDA DEPARTMENT OF TRANSPORTATION
PROJECT SUMMARY OF PAY ITEMS
FOR PROJECT: 240200-2-52-01

LEAD PROJECT : 240200-2-52-01 DISTRICT : 05 COUNTY/SECTION : 77320000

PROJECT(S) : 24020025201 COUNTY : SEMINOLE

0101 SUMMARY OF STRUCTURES

SPC	ALT	ITEM NUMBER	ITEM DESCRIPTION	UNIT	24020025201	24020025201 BR# 770098	QUANTITY TOTAL
		0400- 2- 4	CONC CLASS II, SUPERSTRUCTURE	CY		591.000	591.000
		0400- 2- 10	CONCRETE CLASS II, APPROACH SLABS	CY		127.600	127.600
		0400- 4- 5	CONCRETE CLASS IV, SUBSTRUCTURE	CY		101.700	101.700
		0400- 4- 25	CONCRETE CLASS IV, MASS, SUBSTRUCTURE	CY		274.300	274.300
		0400- 9-	BRIDGE DECK GROOVING & PLANING, DECK 8.5">	SY		2195.000	2195.000
		0400-147-	COMPOSITE NEOPRENE PADS	CF		13.300	13.300
		0415- 1- 4	REINFORCING STEEL - SUPERSTRUCTURE	LB		133450.000	133450.000
		0415- 1- 5	REINFORCING STEEL- SUBSTRUCTURE	LB		66894.000	66894.000
		0415- 1- 9	REINFORCING STEEL- APPROACH SLABS	LB		23928.000	23928.000
		0450- 2- 96	PREST BEAMS: FLORIDA-1 BEAM 96"	LF		2627.000	2627.000
		0455- 34- 5	PRESTRESSED CONCRETE PILING, 24" SQ	LF		2211.000	2211.000
		0455-143- 5	TEST PILES-PRESTRESSED CONCRETE, 24" SQ	LF		285.000	285.000
		0458- 1- 11	BRIDGE DECK EXPANSION JOINT, NEW CONSTRUCTION, F&I POURED JOINT WITH BACKER ROD	LF		106.000	106.000
		0459- 71-	PILES, POLYETHYLENE SHEETING	SY		368.000	368.000
		0506- 2-	BRIDGE DRAINAGE PIPE	LF		140.000	140.000
		0506- 3-	BRIDGE DRAINS	EA		2.000	2.000
		0521- 5- 1	CONCRETE TRAFFIC RAILING, BRIDGE 32" F - SHAPE	LF		872.000	872.000
		0524- 2- 2	CONCRETE SLOPE PAVEMENT, NON REINFORCED, 4"	SY		43.000	43.000

REVISIONS

DATE	DESCRIPTION	DATE	DESCRIPTION

GARFIELD L. FOSTER
P.E. LICENSE NO. 59893
URS CORPORATION
315 E. ROBINSON STREET, SUITE 245
ORLANDO, FL 32801-1949
PH (407) 422-0353 FAX (407) 423-2695
CERTIFICATE OF AUTHORIZATION NO. 000002

STATE OF FLORIDA
DEPARTMENT OF TRANSPORTATION

ROAD NO.	COUNTY	FINANCIAL PROJECT ID
429	SEMINOLE	240200-2-52-01

SUMMARY OF PAY ITEMS

SHEET NO.

5

FLORIDA DEPARTMENT OF TRANSPORTATION
PROJECT SUMMARY OF PAY ITEMS
FOR PROJECT: 240200-2-52-01

LEAD PROJECT : 240200-2-52-01 DISTRICT : 05 COUNTY/SECTION : 77320000

PROJECT(S) : 24020025201 COUNTY : SEMINOLE

0102 SUMMARY OF STRUCTURES

SPC	ALT	ITEM NUMBER	ITEM DESCRIPTION	UNIT	24020025201	24020025201 BR# 770099	QUANTITY TOTAL
		0400- 2- 4	CONC CLASS II, SUPERSTRUCTURE	CY		464.800	464.800
		0400- 2- 10	CONCRETE CLASS II, APPROACH SLABS	CY		96.700	96.700
		0400- 4- 5	CONCRETE CLASS IV, SUBSTRUCTURE	CY		78.000	78.000
		0400- 4- 25	CONCRETE CLASS IV, MASS, SUBSTRUCTURE	CY		148.200	148.200
		0400- 9-	BRIDGE DECK GROOVING & PLANING, DECK 8.5">	SY		1611.000	1611.000
		0400-147-	COMPOSITE NEOPRENE PADS	CF		11.400	11.400
		0415- 1- 4	REINFORCING STEEL - SUPERSTRUCTURE	LB		86430.000	86430.000
		0415- 1- 5	REINFORCING STEEL- SUBSTRUCTURE	LB		40679.000	40679.000
		0415- 1- 9	REINFORCING STEEL- APPROACH SLABS	LB		18958.000	18958.000
		0450- 2- 84	PREST BEAMS: FLORIDA-I BEAM 84"	LF		2150.000	2150.000
		0455- 34- 5	PRESTRESSED CONCRETE PILING, 24" SQ	LF		3195.000	3195.000
		0455-143- 5	TEST PILES-PRESTRESSED CONCRETE, 24" SQ	LF		360.000	360.000
		0458- 1- 11	BRIDGE DECK EXPANSION JOINT, NEW CONSTRUCTION, F&I POURED JOINT WITH BACKER ROD	LF		83.000	83.000
		0459- 71-	PILES, POLYETHYLENE SHEETING	SY		284.000	284.000
		0521- 5- 1	CONCRETE TRAFFIC RAILING, BRIDGE 32" F - SHAPE	LF		838.000	838.000
		0524- 2- 2	CONCRETE SLOPE PAVEMENT, NON REINFORCED, 4"	SY		29.000	29.000

REVISIONS

DATE	DESCRIPTION	DATE	DESCRIPTION

GARFIELD L. FOSTER
P.E. LICENSE NO. 59893
URS CORPORATION
315 E. ROBINSON STREET, SUITE 245
ORLANDO, FL 32801-1949
PH (407) 422-0353 FAX (407) 423-2695
CERTIFICATE OF AUTHORIZATION NO. 000002

STATE OF FLORIDA
DEPARTMENT OF TRANSPORTATION

ROAD NO.	COUNTY	FINANCIAL PROJECT ID
429	SEMINOLE	240200-2-52-01

SUMMARY OF PAY ITEMS

SHEET NO.

6

FLORIDA DEPARTMENT OF TRANSPORTATION
PROJECT SUMMARY OF PAY ITEMS
FOR PROJECT: 240200-2-52-01

LEAD PROJECT : 240200-2-52-01 DISTRICT : 05 COUNTY/SECTION : 77320000

PROJECT(S) : 24020025201 COUNTY : SEMINOLE

0103 SUMMARY OF STRUCTURES

SPC	ALT	ITEM NUMBER	ITEM DESCRIPTION	UNIT	24020025201	24020025201 BR# 770100	QUANTITY TOTAL
		0400- 2- 4	CONC CLASS II, SUPERSTRUCTURE	CY		464.800	464.800
		0400- 2- 10	CONCRETE CLASS II, APPROACH SLABS	CY		96.700	96.700
		0400- 4- 5	CONCRETE CLASS IV, SUBSTRUCTURE	CY		78.000	78.000
		0400- 4- 25	CONCRETE CLASS IV, MASS, SUBSTRUCTURE	CY		148.200	148.200
		0400- 9-	BRIDGE DECK GROOVING & PLANING, DECK 8.5">	SY		1611.000	1611.000
		0400-147-	COMPOSITE NEOPRENE PADS	CF		11.400	11.400
		0415- 1- 4	REINFORCING STEEL - SUPERSTRUCTURE	LB		86430.000	86430.000
		0415- 1- 5	REINFORCING STEEL- SUBSTRUCTURE	LB		40679.000	40679.000
		0415- 1- 9	REINFORCING STEEL- APPROACH SLABS	LB		18958.000	18958.000
		0450- 2- 84	PREST BEAMS: FLORIDA-I BEAM 84"	LF		2150.000	2150.000
		0455- 34- 5	PRESTRESSED CONCRETE PILING, 24" SQ	LF		3060.000	3060.000
		0455-143- 5	TEST PILES-PRESTRESSED CONCRETE, 24" SQ	LF		340.000	340.000
		0458- 1- 11	BRIDGE DECK EXPANSION JOINT, NEW CONSTRUCTION, F&I POURED JOINT WITH BACKER ROD	LF		83.000	83.000
		0459- 71-	PILES, POLYETHYLENE SHEETING	SY		284.000	284.000
		0521- 5- 1	CONCRETE TRAFFIC RAILING, BRIDGE 32" F - SHAPE	LF		838.000	838.000
		0524- 2- 2	CONCRETE SLOPE PAVEMENT, NON REINFORCED, 4"	SY		29.000	29.000

REVISIONS

DATE	DESCRIPTION	DATE	DESCRIPTION

GARFIELD L. FOSTER
P.E. LICENSE NO. 59893
URS CORPORATION
315 E. ROBINSON STREET, SUITE 245
ORLANDO, FL 32801-1949
PH (407) 422-0353 FAX (407) 423-2695
CERTIFICATE OF AUTHORIZATION NO. 000002

STATE OF FLORIDA
DEPARTMENT OF TRANSPORTATION

ROAD NO.	COUNTY	FINANCIAL PROJECT ID
429	SEMINOLE	240200-2-52-01

SUMMARY OF PAY ITEMS

SHEET NO.

7

FLORIDA DEPARTMENT OF TRANSPORTATION
PROJECT SUMMARY OF PAY ITEMS
FOR PROJECT: 240200-2-52-01

LEAD PROJECT : 240200-2-52-01 DISTRICT : 05 COUNTY/SECTION : 77320000

PROJECT(S) : 24020025201 COUNTY : SEMINOLE

0104 SUMMARY OF STRUCTURES

SPC	ALT	ITEM NUMBER	ITEM DESCRIPTION	UNIT	24020025201	24020025201 BR# 770101	QUANTITY TOTAL
		0400- 2- 4	CONC CLASS II, SUPERSTRUCTURE	CY		438.000	438.000
		0400- 2- 10	CONCRETE CLASS II, APPROACH SLABS	CY		100.800	100.800
		0400- 4- 5	CONCRETE CLASS IV, SUBSTRUCTURE	CY		71.700	71.700
		0400- 4- 25	CONCRETE CLASS IV, MASS, SUBSTRUCTURE	CY		173.800	173.800
		0400- 9-	BRIDGE DECK GROOVING & PLANING, DECK 8.5">	SY		1603.000	1603.000
		0400-147-	COMPOSITE NEOPRENE PADS	CF		14.200	14.200
		0415- 1- 4	REINFORCING STEEL - SUPERSTRUCTURE	LB		97583.000	97583.000
		0415- 1- 5	REINFORCING STEEL- SUBSTRUCTURE	LB		42593.000	42593.000
		0415- 1- 9	REINFORCING STEEL- APPROACH SLABS	LB		18958.000	18958.000
		0450- 2- 84	PREST BEAMS: FLORIDA-I BEAM 84"	LF		2138.000	2138.000
		0455- 34- 5	PRESTRESSED CONCRETE PILING, 24" SQ	LF		2742.000	2742.000
		0455-143- 5	TEST PILES-PRESTRESSED CONCRETE, 24" SQ	LF		340.000	340.000
		0458- 1- 11	BRIDGE DECK EXPANSION JOINT, NEW CONSTRUCTION, F&I POURED JOINT WITH BACKER ROD	LF		82.000	82.000
		0459- 71-	PILES, POLYETHYLENE SHEETING	SY		294.000	294.000
		0521- 5- 1	CONCRETE TRAFFIC RAILING, BRIDGE 32" F - SHAPE	LF		833.000	833.000
		0524- 2- 2	CONCRETE SLOPE PAVEMENT, NON REINFORCED, 4"	SY		32.000	32.000

REVISIONS

DATE	DESCRIPTION	DATE	DESCRIPTION

GARFIELD L. FOSTER
P.E. LICENSE NO. 59893
URS CORPORATION
315 E. ROBINSON STREET, SUITE 245
ORLANDO, FL 32801-1949
PH (407) 422-0353 FAX (407) 423-2695
CERTIFICATE OF AUTHORIZATION NO. 000002

STATE OF FLORIDA
DEPARTMENT OF TRANSPORTATION

ROAD NO.	COUNTY	FINANCIAL PROJECT ID
429	SEMINOLE	240200-2-52-01

SUMMARY OF PAY ITEMS

SHEET NO.

8

FLORIDA DEPARTMENT OF TRANSPORTATION
PROJECT SUMMARY OF PAY ITEMS
FOR PROJECT: 240200-2-52-01

LEAD PROJECT : 240200-2-52-01 DISTRICT : 05 COUNTY/SECTION : 77320000

PROJECT(S) : 24020025201 COUNTY : SEMINOLE

0105 SUMMARY OF STRUCTURES

SPC	ALT	ITEM NUMBER	ITEM DESCRIPTION	UNIT	24020025201	24020025201 BR# 770102	QUANTITY TOTAL
		0400- 2- 4	CONC CLASS II, SUPERSTRUCTURE	CY		438.000	438.000
		0400- 2- 10	CONCRETE CLASS II, APPROACH SLABS	CY		100.800	100.800
		0400- 4- 5	CONCRETE CLASS IV, SUBSTRUCTURE	CY		71.700	71.700
		0400- 4- 25	CONCRETE CLASS IV, MASS, SUBSTRUCTURE	CY		169.000	169.000
		0400- 9-	BRIDGE DECK GROOVING & PLANING, DECK 8.5">	SY		1603.000	1603.000
		0400-147-	COMPOSITE NEOPRENE PADS	CF		14.200	14.200
		0415- 1- 4	REINFORCING STEEL - SUPERSTRUCTURE	LB		97583.000	97583.000
		0415- 1- 5	REINFORCING STEEL- SUBSTRUCTURE	LB		41784.000	41784.000
		0415- 1- 9	REINFORCING STEEL- APPROACH SLABS	LB		18958.000	18958.000
		0450- 2- 84	PREST BEAMS: FLORIDA-I BEAM 84"	LF		2138.000	2138.000
		0455- 34- 5	PRESTRESSED CONCRETE PILING, 24" SQ	LF		2495.000	2495.000
		0455-143- 5	TEST PILES-PRESTRESSED CONCRETE, 24" SQ	LF		330.000	330.000
		0458- 1- 11	BRIDGE DECK EXPANSION JOINT, NEW CONSTRUCTION, F&I POURED JOINT WITH BACKER ROD	LF		82.000	82.000
		0459- 71-	PILES, POLYETHYLENE SHEETING	SY		258.000	258.000
		0521- 5- 1	CONCRETE TRAFFIC RAILING, BRIDGE 32" F - SHAPE	LF		833.000	833.000
		0524- 2- 2	CONCRETE SLOPE PAVEMENT, NON REINFORCED, 4"	SY		32.000	32.000

REVISIONS

DATE	DESCRIPTION	DATE	DESCRIPTION

GARFIELD L. FOSTER
P.E. LICENSE NO. 59893
URS CORPORATION
315 E. ROBINSON STREET, SUITE 245
ORLANDO, FL 32801-1949
PH (407) 422-0353 FAX (407) 423-2695
CERTIFICATE OF AUTHORIZATION NO. 000002

STATE OF FLORIDA
DEPARTMENT OF TRANSPORTATION

ROAD NO.	COUNTY	FINANCIAL PROJECT ID
429	SEMINOLE	240200-2-52-01

SUMMARY OF PAY ITEMS

SHEET NO.

9

FLORIDA DEPARTMENT OF TRANSPORTATION
PROJECT SUMMARY OF PAY ITEMS
FOR PROJECT: 240200-2-52-01

LEAD PROJECT : 240200-2-52-01 DISTRICT : 05 COUNTY/SECTION : 77320000

PROJECT(S) : 24020025201 COUNTY : SEMINOLE

0106 SUMMARY OF STRUCTURES

SPC	ALT	ITEM NUMBER	ITEM DESCRIPTION	UNIT	24020025201	24020025201 BR# 770103	QUANTITY TOTAL
		0400- 2- 4	CONC CLASS II, SUPERSTRUCTURE	CY		482.700	482.700
		0400- 2- 10	CONCRETE CLASS II, APPROACH SLABS	CY		96.700	96.700
		0400- 4- 5	CONCRETE CLASS IV, SUBSTRUCTURE	CY		79.000	79.000
		0400- 4- 25	CONCRETE CLASS IV, MASS, SUBSTRUCTURE	CY		174.300	174.300
		0400- 9-	BRIDGE DECK GROOVING & PLANING, DECK 8.5">	SY		1608.000	1608.000
		0400-147-	COMPOSITE NEOPRENE PADS	CF		11.400	11.400
		0415- 1- 4	REINFORCING STEEL - SUPERSTRUCTURE	LB		86562.000	86562.000
		0415- 1- 5	REINFORCING STEEL- SUBSTRUCTURE	LB		49969.000	49969.000
		0415- 1- 9	REINFORCING STEEL- APPROACH SLABS	LB		18958.000	18958.000
		0450- 2- 84	PREST BEAMS: FLORIDA-I BEAM 84"	LF		2145.000	2145.000
		0455- 35- 22	STEEL PILING, 24" DIA. PIPE	LF		6774.000	6774.000
		0455-144- 22	TEST PILES - STEEL, 24" DIA PIPE	LF		660.000	660.000
		0458- 1- 11	BRIDGE DECK EXPANSION JOINT, NEW CONSTRUCTION, F&I POURED JOINT WITH BACKER ROD	LF		83.000	83.000
		0459- 71-	PILES, POLYETHYLENE SHEETING	SY		263.000	263.000
		0521- 5- 1	CONCRETE TRAFFIC RAILING, BRIDGE 32" F - SHAPE	LF		837.000	837.000
		0524- 2- 2	CONCRETE SLOPE PAVEMENT, NON REINFORCED, 4"	SY		35.000	35.000

REVISIONS

DATE	DESCRIPTION	DATE	DESCRIPTION

GARFIELD L. FOSTER
P.E. LICENSE NO. 59893
URS CORPORATION
315 E. ROBINSON STREET, SUITE 245
ORLANDO, FL 32801-1949
PH (407) 422-0353 FAX (407) 423-2695
CERTIFICATE OF AUTHORIZATION NO. 000002

STATE OF FLORIDA
DEPARTMENT OF TRANSPORTATION

ROAD NO.	COUNTY	FINANCIAL PROJECT ID
429	SEMINOLE	240200-2-52-01

SUMMARY OF PAY ITEMS

SHEET NO.

10

FLORIDA DEPARTMENT OF TRANSPORTATION
PROJECT SUMMARY OF PAY ITEMS
FOR PROJECT: 240200-2-52-01

LEAD PROJECT : 240200-2-52-01 DISTRICT : 05 COUNTY/SECTION : 77320000

PROJECT(S) : 24020025201 COUNTY : SEMINOLE

0107 SUMMARY OF STRUCTURES

SPC	ALT	ITEM NUMBER	ITEM DESCRIPTION	UNIT	24020025201	24020025201 BR# 770104	QUANTITY TOTAL
		0400- 2- 4	CONC CLASS II, SUPERSTRUCTURE	CY		520.400	520.400
		0400- 2- 10	CONCRETE CLASS II, APPROACH SLABS	CY		105.700	105.700
		0400- 4- 5	CONCRETE CLASS IV, SUBSTRUCTURE	CY		85.000	85.000
		0400- 4- 25	CONCRETE CLASS IV, MASS, SUBSTRUCTURE	CY		184.800	184.800
		0400- 9-	BRIDGE DECK GROOVING & PLANING, DECK 8.5">	SY		1769.000	1769.000
		0400-147-	COMPOSITE NEOPRENE PADS	CF		11.400	11.400
		0415- 1- 4	REINFORCING STEEL - SUPERSTRUCTURE	LB		93552.000	93552.000
		0415- 1- 5	REINFORCING STEEL- SUBSTRUCTURE	LB		53277.000	53277.000
		0415- 1- 9	REINFORCING STEEL- APPROACH SLABS	LB		20756.000	20756.000
		0450- 2- 84	PREST BEAMS: FLORIDA-I BEAM 84"	LF		2145.000	2145.000
		0455- 35- 22	STEEL PILING, 24" DIA. PIPE	LF		4766.000	4766.000
		0455-144- 22	TEST PILES - STEEL, 24" DIA PIPE	LF		445.000	445.000
		0458- 1- 11	BRIDGE DECK EXPANSION JOINT, NEW CONSTRUCTION, F&I POURED JOINT WITH BACKER ROD	LF		91.000	91.000
		0459- 71-	PILES, POLYETHYLENE SHEETING	SY		322.000	322.000
		0521- 5- 1	CONCRETE TRAFFIC RAILING, BRIDGE 32" F - SHAPE	LF		837.000	837.000
		0524- 2- 2	CONCRETE SLOPE PAVEMENT, NON REINFORCED, 4"	SY		38.000	38.000

REVISIONS

DATE	DESCRIPTION	DATE	DESCRIPTION

GARFIELD L. FOSTER
P.E. LICENSE NO. 59893
URS CORPORATION
315 E. ROBINSON STREET, SUITE 245
ORLANDO, FL 32801-1949
PH (407) 422-0353 FAX (407) 423-2695
CERTIFICATE OF AUTHORIZATION NO. 000002

STATE OF FLORIDA
DEPARTMENT OF TRANSPORTATION

ROAD NO.	COUNTY	FINANCIAL PROJECT ID
429	SEMINOLE	240200-2-52-01

SUMMARY OF PAY ITEMS

SHEET NO.

11

FLORIDA DEPARTMENT OF TRANSPORTATION
 PROJECT SUMMARY OF PAY ITEMS
 FOR PROJECT: 240200-2-52-01

LEAD PROJECT : 240200-2-52-01 DISTRICT : 05 COUNTY/SECTION : 77320000

PROJECT(S) : 24020025201 COUNTY : SEMINOLE

0108 SUMMARY OF STRUCTURES

SPC	ALT	ITEM NUMBER	ITEM DESCRIPTION	UNIT	24020025201	24020025201 BR# 770105	QUANTITY TOTAL
		0400- 2- 4	CONC CLASS II, SUPERSTRUCTURE	CY		501.000	501.000
		0400- 2- 10	CONCRETE CLASS II, APPROACH SLABS	CY		105.700	105.700
		0400- 4- 5	CONCRETE CLASS IV, SUBSTRUCTURE	CY		84.800	84.800
		0400- 4- 25	CONCRETE CLASS IV, MASS, SUBSTRUCTURE	CY		159.900	159.900
		0400- 9-	BRIDGE DECK GROOVING & PLANING, DECK 8.5">	SY		1722.000	1722.000
		0400-147-	COMPOSITE NEOPRENE PADS	CF		11.400	11.400
		0415- 1- 4	REINFORCING STEEL - SUPERSTRUCTURE	LB		91095.000	91095.000
		0415- 1- 5	REINFORCING STEEL- SUBSTRUCTURE	LB		49848.000	49848.000
		0415- 1- 9	REINFORCING STEEL- APPROACH SLABS	LB		20756.000	20756.000
		0450- 2- 84	PREST BEAMS: FLORIDA-I BEAM 84"	LF		2088.000	2088.000
		0455- 34- 5	PRESTRESSED CONCRETE PILING, 24" SQ	LF		2267.000	2267.000
		0455-143- 5	TEST PILES-PRESTRESSED CONCRETE, 24" SQ	LF		275.000	275.000
		0458- 1- 11	BRIDGE DECK EXPANSION JOINT, NEW CONSTRUCTION, F&I POURED JOINT WITH BACKER ROD	LF		91.000	91.000
		0459- 71-	PILES, POLYETHYLENE SHEETING	SY		408.000	408.000
		0521- 5- 1	CONCRETE TRAFFIC RAILING, BRIDGE 32" F - SHAPE	LF		817.000	817.000
		0524- 2- 2	CONCRETE SLOPE PAVEMENT, NON REINFORCED, 4"	SY		37.000	37.000

REVISIONS

DATE	DESCRIPTION	DATE	DESCRIPTION

GARFIELD L. FOSTER
 P.E. LICENSE NO. 59893
 URS CORPORATION
 315 E. ROBINSON STREET, SUITE 245
 ORLANDO, FL 32801-1949
 PH (407) 422-0353 FAX (407) 423-2695
 CERTIFICATE OF AUTHORIZATION NO. 000002

STATE OF FLORIDA
 DEPARTMENT OF TRANSPORTATION

ROAD NO.	COUNTY	FINANCIAL PROJECT ID
429	SEMINOLE	240200-2-52-01

SUMMARY OF PAY ITEMS

SHEET NO.

12

FLORIDA DEPARTMENT OF TRANSPORTATION
PROJECT SUMMARY OF PAY ITEMS
FOR PROJECT: 240200-2-52-01

LEAD PROJECT : 240200-2-52-01 DISTRICT : 05 COUNTY/SECTION : 77320000

PROJECT(S) : 24020025201 COUNTY : SEMINOLE

0109 SUMMARY OF STRUCTURES

SPC	ALT	ITEM NUMBER	ITEM DESCRIPTION	UNIT	24020025201	24020025201 BR# 770106	QUANTITY TOTAL
		0400- 2- 4	CONC CLASS II, SUPERSTRUCTURE	CY		586.000	586.000
		0400- 2- 10	CONCRETE CLASS II, APPROACH SLABS	CY		123.600	123.600
		0400- 4- 5	CONCRETE CLASS IV, SUBSTRUCTURE	CY		97.800	97.800
		0400- 4- 25	CONCRETE CLASS IV, MASS, SUBSTRUCTURE	CY		215.900	215.900
		0400- 9-	BRIDGE DECK GROOVING & PLANING, DECK 8.5">	SY		2035.000	2035.000
		0400-147-	COMPOSITE NEOPRENE PADS	CF		13.300	13.300
		0415- 1- 4	REINFORCING STEEL - SUPERSTRUCTURE	LB		105132.000	105132.000
		0415- 1- 5	REINFORCING STEEL- SUBSTRUCTURE	LB		59665.000	59665.000
		0415- 1- 9	REINFORCING STEEL- APPROACH SLABS	LB		24038.000	24038.000
		0450- 2- 84	PREST BEAMS: FLORIDA-I BEAM 84"	LF		2436.000	2436.000
		0455- 34- 5	PRESTRESSED CONCRETE PILING, 24" SQ	LF		2909.000	2909.000
		0455-143- 5	TEST PILES-PRESTRESSED CONCRETE, 24" SQ	LF		280.000	280.000
		0458- 1- 11	BRIDGE DECK EXPANSION JOINT, NEW CONSTRUCTION, F&I POURED JOINT WITH BACKER ROD	LF		107.000	107.000
		0459- 71-	PILES, POLYETHYLENE SHEETING	SY		413.000	413.000
		0521- 5- 1	CONCRETE TRAFFIC RAILING, BRIDGE 32" F - SHAPE	LF		818.000	818.000
		0524- 2- 2	CONCRETE SLOPE PAVEMENT, NON REINFORCED, 4"	SY		43.000	43.000

REVISIONS

DATE	DESCRIPTION	DATE	DESCRIPTION

GARFIELD L. FOSTER
P.E. LICENSE NO. 59893
URS CORPORATION
315 E. ROBINSON STREET, SUITE 245
ORLANDO, FL 32801-1949
PH (407) 422-0353 FAX (407) 423-2695
CERTIFICATE OF AUTHORIZATION NO. 000002

STATE OF FLORIDA
DEPARTMENT OF TRANSPORTATION

ROAD NO.	COUNTY	FINANCIAL PROJECT ID
429	SEMINOLE	240200-2-52-01

SUMMARY OF PAY ITEMS

SHEET NO.

13

FLORIDA DEPARTMENT OF TRANSPORTATION
 PROJECT SUMMARY OF PAY ITEMS
 FOR PROJECT: 240200-2-52-01

LEAD PROJECT : 240200-2-52-01 DISTRICT : 05 COUNTY/SECTION : 77320000

PROJECT(S) : 24020025201 COUNTY : SEMINOLE

0110 SUMMARY OF STRUCTURES

SPC	ALT	ITEM NUMBER	ITEM DESCRIPTION	UNIT	24020025201	24020025201 BR# 770107	QUANTITY TOTAL
		0400- 2- 4	CONC CLASS II, SUPERSTRUCTURE	CY		198.000	198.000
		0400- 2- 10	CONCRETE CLASS II, APPROACH SLABS	CY		164.900	164.900
		0400- 4- 5	CONCRETE CLASS IV, SUBSTRUCTURE	CY		128.100	128.100
		0400- 9-	BRIDGE DECK GROOVING & PLANING, DECK 8.5">	SY		758.000	758.000
		0400-147-	COMPOSITE NEOPRENE PADS	CF		9.100	9.100
		0415- 1- 4	REINFORCING STEEL - SUPERSTRUCTURE	LB		65524.000	65524.000
		0415- 1- 5	REINFORCING STEEL- SUBSTRUCTURE	LB		22967.000	22967.000
		0415- 1- 9	REINFORCING STEEL- APPROACH SLABS	LB		32954.000	32954.000
		0450- 2- 72	PREST BEAMS: FLORIDA-1 BEAM 72"	LF		729.000	729.000
		0455- 34- 3	PRESTRESSED CONCRETE PILING, 18" SQ	LF		2354.000	2354.000
		0455-143- 3	TEST PILES-PRESTRESSED CONCRETE, 18" SQ	LF		230.000	230.000
		0458- 1- 11	BRIDGE DECK EXPANSION JOINT, NEW CONSTRUCTION, F&I POURED JOINT WITH BACKER ROD	LF		135.000	135.000
		0459- 71-	PILES, POLYETHYLENE SHEETING	SY		409.000	409.000
		0521- 5- 1	CONCRETE TRAFFIC RAILING, BRIDGE 32" F - SHAPE	LF		481.000	481.000
		0524- 2- 2	CONCRETE SLOPE PAVEMENT, NON REINFORCED, 4"	SY		85.000	85.000

REVISIONS

DATE	DESCRIPTION	DATE	DESCRIPTION

GARFIELD L. FOSTER
 P.E. LICENSE NO. 59893
 URS CORPORATION
 315 E. ROBINSON STREET, SUITE 245
 ORLANDO, FL 32801-1949
 PH (407) 422-0353 FAX (407) 423-2695
 CERTIFICATE OF AUTHORIZATION NO. 000002

STATE OF FLORIDA
 DEPARTMENT OF TRANSPORTATION

ROAD NO.	COUNTY	FINANCIAL PROJECT ID
429	SEMINOLE	240200-2-52-01

SUMMARY OF PAY ITEMS

SHEET NO.

14

FLORIDA DEPARTMENT OF TRANSPORTATION
PROJECT SUMMARY OF PAY ITEMS
FOR PROJECT: 240200-2-52-01

LEAD PROJECT : 240200-2-52-01 DISTRICT : 05 COUNTY/SECTION : 77320000

PROJECT(S) : 24020025201 COUNTY : SEMINOLE

0111 SUMMARY OF STRUCTURES

SPC	ALT	ITEM NUMBER	ITEM DESCRIPTION	UNIT	24020025201	24020025201 BR# 770108	QUANTITY TOTAL
		0400- 2- 4	CONC CLASS II, SUPERSTRUCTURE	CY		581.300	581.300
		0400- 2- 10	CONCRETE CLASS II, APPROACH SLABS	CY		150.600	150.600
		0400- 4- 5	CONCRETE CLASS IV, SUBSTRUCTURE	CY		133.300	133.300
		0400- 4- 25	CONCRETE CLASS IV, MASS, SUBSTRUCTURE	CY		502.000	502.000
		0400- 9-	BRIDGE DECK GROOVING & PLANING, DECK 8.5">	SY		2320.000	2320.000
		0400-147-	COMPOSITE NEOPRENE PADS	CF		21.400	21.400
		0415- 1- 4	REINFORCING STEEL - SUPERSTRUCTURE	LB		157744.000	157744.000
		0415- 1- 5	REINFORCING STEEL- SUBSTRUCTURE	LB		136370.000	136370.000
		0415- 1- 9	REINFORCING STEEL- APPROACH SLABS	LB		30717.000	30717.000
		0450- 2- 45	PREST BEAMS: FLORIDA-1 BEAM 45"	LF		1101.000	1101.000
		0450- 2- 78	PREST BEAMS: FLORIDA-1 BEAM 78"	LF		1023.000	1023.000
		0455- 34- 5	PRESTRESSED CONCRETE PILING, 24" SQ	LF		3855.000	3855.000
		0455-143- 5	TEST PILES-PRESTRESSED CONCRETE, 24" SQ	LF		560.000	560.000
		0458- 1- 11	BRIDGE DECK EXPANSION JOINT, NEW CONSTRUCTION, F&I POURED JOINT WITH BACKER ROD	LF		171.000	171.000
		0459- 71-	PILES, POLYETHYLENE SHEETING	SY		337.000	337.000
		0521- 5- 1	CONCRETE TRAFFIC RAILING, BRIDGE 32" F - SHAPE	LF		1027.000	1027.000
		0524- 2- 2	CONCRETE SLOPE PAVEMENT, NON REINFORCED, 4"	SY		43.000	43.000

REVISIONS

DATE	DESCRIPTION	DATE	DESCRIPTION

GARFIELD L. FOSTER
P.E. LICENSE NO. 59893
URS CORPORATION
315 E. ROBINSON STREET, SUITE 245
ORLANDO, FL 32801-1949
PH (407) 422-0353 FAX (407) 423-2695
CERTIFICATE OF AUTHORIZATION NO. 000002

STATE OF FLORIDA
DEPARTMENT OF TRANSPORTATION

ROAD NO.	COUNTY	FINANCIAL PROJECT ID
429	SEMINOLE	240200-2-52-01

SUMMARY OF PAY ITEMS

SHEET NO.

15

FLORIDA DEPARTMENT OF TRANSPORTATION
PROJECT SUMMARY OF PAY ITEMS
FOR PROJECT: 240200-2-52-01

LEAD PROJECT : 240200-2-52-01 DISTRICT : 05 COUNTY/SECTION : 77320000

PROJECT(S) : 24020025201 COUNTY : SEMINOLE

0112 SUMMARY OF STRUCTURES

SPC	ALT	ITEM NUMBER	ITEM DESCRIPTION	UNIT	24020025201	24020025201 BR# 770109	QUANTITY TOTAL
		0400- 2- 4	CONC CLASS II, SUPERSTRUCTURE	CY		693.600	693.600
		0400- 2- 10	CONCRETE CLASS II, APPROACH SLABS	CY		139.800	139.800
		0400- 4- 5	CONCRETE CLASS IV, SUBSTRUCTURE	CY		106.700	106.700
		0400- 4- 25	CONCRETE CLASS IV, MASS, SUBSTRUCTURE	CY		486.100	486.100
		0400- 9-	BRIDGE DECK GROOVING & PLANING, DECK 8.5">	SY		2708.000	2708.000
		0400-147-	COMPOSITE NEOPRENE PADS	CF		18.100	18.100
		0415- 1- 4	REINFORCING STEEL - SUPERSTRUCTURE	LB		207392.000	207392.000
		0415- 1- 5	REINFORCING STEEL- SUBSTRUCTURE	LB		131594.000	131594.000
		0415- 1- 9	REINFORCING STEEL- APPROACH SLABS	LB		28308.000	28308.000
		0450- 2- 78	PREST BEAMS: FLORIDA-I BEAM 78"	LF		2414.000	2414.000
		0455- 34- 5	PRESTRESSED CONCRETE PILING, 24" SQ	LF		3828.000	3828.000
		0455-143- 5	TEST PILES-PRESTRESSED CONCRETE, 24" SQ	LF		545.000	545.000
		0458- 1- 11	BRIDGE DECK EXPANSION JOINT, NEW CONSTRUCTION, F&I POURED JOINT WITH BACKER ROD	LF		157.000	157.000
		0459- 71-	PILES, POLYETHYLENE SHEETING	SY		310.000	310.000
		0521- 5- 1	CONCRETE TRAFFIC RAILING, BRIDGE 32" F - SHAPE	LF		1305.000	1305.000
		0524- 2- 2	CONCRETE SLOPE PAVEMENT, NON REINFORCED, 4"	SY		39.000	39.000

REVISIONS

DATE	DESCRIPTION	DATE	DESCRIPTION

GARFIELD L. FOSTER
P.E. LICENSE NO. 59893
URS CORPORATION
315 E. ROBINSON STREET, SUITE 245
ORLANDO, FL 32801-1949
PH (407) 422-0353 FAX (407) 423-2695
CERTIFICATE OF AUTHORIZATION NO. 000002

STATE OF FLORIDA
DEPARTMENT OF TRANSPORTATION

ROAD NO.	COUNTY	FINANCIAL PROJECT ID
429	SEMINOLE	240200-2-52-01

SUMMARY OF PAY ITEMS

SHEET NO.

16

FLORIDA DEPARTMENT OF TRANSPORTATION
PROJECT SUMMARY OF PAY ITEMS
FOR PROJECT: 240200-2-52-01

LEAD PROJECT : 240200-2-52-01 DISTRICT : 05 COUNTY/SECTION : 77320000

PROJECT(S) : 24020025201 COUNTY : SEMINOLE

0113 SUMMARY OF STRUCTURES

SPC	ALT	ITEM NUMBER	ITEM DESCRIPTION	UNIT	24020025201	24020025201 BR# 770110	QUANTITY TOTAL
		0400- 2- 4	CONC CLASS II, SUPERSTRUCTURE	CY		186.000	186.000
		0400- 2- 10	CONCRETE CLASS II, APPROACH SLABS	CY		153.700	153.700
		0400- 4- 5	CONCRETE CLASS IV, SUBSTRUCTURE	CY		118.600	118.600
		0400- 9-	BRIDGE DECK GROOVING & PLANING, DECK 8.5">	SY		689.000	689.000
		0400-147-	COMPOSITE NEOPRENE PADS	CF		9.100	9.100
		0415- 1- 4	REINFORCING STEEL - SUPERSTRUCTURE	LB		57124.000	57124.000
		0415- 1- 5	REINFORCING STEEL- SUBSTRUCTURE	LB		21552.000	21552.000
		0415- 1- 9	REINFORCING STEEL- APPROACH SLABS	LB		30458.000	30458.000
		0450- 2- 72	PREST BEAMS: FLORIDA-1 BEAM 72"	LF		740.000	740.000
		0455- 34- 3	PRESTRESSED CONCRETE PILING, 18" SQ	LF		2361.000	2361.000
		0455-143- 3	TEST PILES-PRESTRESSED CONCRETE, 18" SQ	LF		235.000	235.000
		0458- 1- 11	BRIDGE DECK EXPANSION JOINT, NEW CONSTRUCTION, F&I POURED JOINT WITH BACKER ROD	LF		124.000	124.000
		0459- 71-	PILES, POLYETHYLENE SHEETING	SY		357.000	357.000
		0521- 5- 1	CONCRETE TRAFFIC RAILING, BRIDGE 32" F - SHAPE	LF		488.000	488.000
		0524- 2- 2	CONCRETE SLOPE PAVEMENT, NON REINFORCED, 4"	SY		78.000	78.000

REVISIONS

DATE	DESCRIPTION	DATE	DESCRIPTION

GARFIELD L. FOSTER
P.E. LICENSE NO. 59893
URS CORPORATION
315 E. ROBINSON STREET, SUITE 245
ORLANDO, FL 32801-1949
PH (407) 422-0353 FAX (407) 423-2695
CERTIFICATE OF AUTHORIZATION NO. 000002

STATE OF FLORIDA
DEPARTMENT OF TRANSPORTATION

ROAD NO.	COUNTY	FINANCIAL PROJECT ID
429	SEMINOLE	240200-2-52-01

SUMMARY OF PAY ITEMS

SHEET NO.

17

FLORIDA DEPARTMENT OF TRANSPORTATION PROJECT SUMMARY OF PAY ITEMS FOR PROJECT: 240200-2-52-01						
LEAD PROJECT : 240200-2-52-01		DISTRICT : 05		COUNTY/SECTION : 77320000		
PROJECT(S) : 24020025201			COUNTY : SEMINOLE			
0200 SUMMARY OF ROADWAY						
SPC	ALT	ITEM NUMBER	ITEM DESCRIPTION	UNIT	24020025201	QUANTITY TOTAL
		0101- 1-	MOBILIZATION 24020025201	LS	1.000	1.000
		0102- 1-	MAINTENANCE OF TRAFFIC 24020025201	(LS)	1.000	1.000
		0102- 2- 1	SPECIAL DETOUR 1 24020025201	LS	1.000	1.000
		0102- 2- 2	SPECIAL DETOUR 2 24020025201	LS	1.000	1.000
		0102- 2- 3	SPECIAL DETOUR 3 24020025201	LS	1.000	1.000
		0102- 2- 4	SPECIAL DETOUR 4 24020025201	LS	1.000	1.000
		0102- 2- 5	SPECIAL DETOUR 5 24020025201	LS	1.000	1.000
		0102- 2- 6	SPECIAL DETOUR 6 24020025201	LS	1.000	1.000
		0102- 2- 7	SPECIAL DETOUR 7 24020025201	LS	1.000	1.000
		0102- 3-	COMMERCIAL MATERIAL FOR TEMPORARY DRIVEWAY MAINTENANCE	CY	578.000	578.000
		0102- 14-	TRAFFIC CONTROL OFFICER	MH	88.000	88.000
		0102- 60-	WORK ZONE SIGN	ED	138589.000	138589.000
		0102- 61-	BUSINESS SIGN	EA	9.000	9.000
		0102- 71- 13	BARRIER WALL, TEMPORARY, F&I, LOW PROFILE, CONCRETE	LF	4065.000	4065.000
		0102- 71- 14	BARRIER WALL, TEMPORARY, F&I, TYPE K	LF	1316.000	1316.000
		0102- 71- 23	BARRIER WALL, TEMPORARY, RELOCATE, LOW PROFILE, CONCRETE	LF	4727.000	4727.000
		0102- 71- 24	BARRIER WALL, TEMPORARY, RELOCATE, TYPE K	LF	881.000	881.000
		0102- 74- 1	CHANNELIZING DEVICE- TYPES I, II, DI, VP, DRUM, OR LCD	ED	427361.000	427361.000
		0102- 74- 2	CHANNELIZING DEVICE, TYPE III, 6'	ED	31177.000	31177.000
		0102- 78-	TEMPORARY RETROREFLECTIVE PAVEMENT MARKER	EA	3685.000	3685.000
		0102- 89- 1	TEMPORARY CRASH CUSHION, REDIRECTIVE OPTION	LO	5.000	5.000
		0102- 99-	PORTABLE CHANGEABLE MESSAGE SIGN, TEMPORARY	ED	1383.000	1383.000
		0102-104-	TEMPORARY SIGNALIZATION AND MAINTENANCE, INTERSECTION	ED	2691.000	2691.000
		0102-107- 1	TEMPORARY TRAFFIC DETECTION AND MAINTENANCE, INTERSECTION	ED	1897.000	1897.000
		0104- 6-	TEMPORARY SLOPE DRAIN / RUNOFF CONTROL STRUCTURE	LF	1887.000	1887.000
		0104- 10- 3	SEDIMENT BARRIER	LF	48752.000	48752.000
		0104- 11-	FLOATING TURBIDITY BARRIER	LF	328.000	328.000
		0104- 12-	STAKED TURBIDITY BARRIER- NYLON REINFORCED PVC	LF	5605.000	5605.000
		0104- 15-	SOIL TRACKING PREVENTION DEVICE	EA	11.000	11.000
		0104- 18-	INLET PROTECTION SYSTEM	EA	59.000	59.000
		0107- 1-	LITTER REMOVAL	AC	7570.900 N	7570.900
		0107- 2-	MOWING	AC	7570.900 N	7570.900
		0110- 1- 1	CLEARING & GRUBBING 24020025201	(LS)	1.000	1.000
		0110- 4-	REMOVAL OF EXISTING CONCRETE PAVEMENT	SY	5020.000	5020.000
		0110- 7- 1	MAILBOX, F&I SINGLE	EA	14.000	14.000
		0120- 1-	REGULAR EXCAVATION	CY	469069.400	469069.400
		0120- 3-	LATERAL DITCH EXCAVATION	CY	2034.000	2034.000
		0120- 4-	SUBSOIL EXCAVATION	CY	31703.000	31703.000
		0120- 6-	EMBANKMENT	CY	2120223.000	2120223.000
T		0120- 74-	SURCHARGE EMBANKMENT	CY	113301.000	113301.000

FLORIDA DEPARTMENT OF TRANSPORTATION PROJECT SUMMARY OF PAY ITEMS FOR PROJECT: 240200-2-52-01						
LEAD PROJECT : 240200-2-52-01		DISTRICT : 05		COUNTY/SECTION : 77320000		
PROJECT(S) : 24020025201			COUNTY : SEMINOLE			
0200 SUMMARY OF ROADWAY						
SPC	ALT	ITEM NUMBER	ITEM DESCRIPTION	UNIT	24020025201	QUANTITY TOTAL
T		0141- 70-	SETTLEMENT PLATE ASSEMBLY	AS	16.000	16.000
T		0144- 1- 1	DIGITAL INCLINOMETER CASING, VERTICAL	LF	628.000	628.000
T		0144- 71- 1	PORE-PRESSURE TRANSDUCER- PIEZOMETER, PNEUMATIC	EA	8.000	8.000
T		0144- 72-	TUBING FOR PIEZOMETER	LF	582.000	582.000
T		0144- 74- 1	PORE-PRESSURE TRANSDUCER, CONTROL / READOUT UNIT PNEUMATIC	EA	1.000	1.000
D		0145- 2-	GEOSYNTHETIC REINFORCED FOUNDATION OVER SOFT SOIL	SY	15687.000	15687.000
		0160- 4-	TYPE B STABILIZATION	SY	329714.000	329714.000
		0162- 1- 11	PREPARED SOIL LAYER, FINISH SOIL LAYER, 6"	SY	112914.000	112914.000
		0162- 1- 12	PREPARED SOIL LAYER, FINISH SOIL LAYER, 12"	SY	9077.000	9077.000
		0285-701-	OPTIONAL BASE, BASE GROUP 01	SY	8073.000	8073.000
		0285-703-	OPTIONAL BASE, BASE GROUP 03	SY	46337.000	46337.000
		0285-706-	OPTIONAL BASE, BASE GROUP 06	SY	734.000	734.000
		0285-709-	OPTIONAL BASE, BASE GROUP 09	SY	233385.000	233385.000
		0327- 70- 6	MILLING EXIST ASPH PAVT, 1 1/2" AVG DEPTH	SY	11922.000	11922.000
		0334- 1- 12	SUPERPAVE ASPHALTIC CONC, TRAFFIC B	TN	3910.700	3910.700
		0334- 1- 13	SUPERPAVE ASPHALTIC CONC, TRAFFIC C	TN	16040.900	16040.900
		0334- 1- 14	SUPERPAVE ASPHALTIC CONC, TRAFFIC D	TN	12932.300	12932.300
		0334- 1- 23	SUPERPAVE ASPH CONC, TRAFFIC C, PG76-22, PMA	TN	35.500	35.500
		0334- 1- 24	SUPERPAVE ASPH CONC, TRAFFIC D, PG76-22, PMA	TN	7759.400	7759.400
		0337- 7- 22	ASPHALT CONCRETE FRICTION COURSE, INC BIT, FC-5, PG 76-22, PMA	TN	4264.700	4264.700
		0337- 7- 73	ASPHALT CONCRETE FRICTION COURSE,TRAFFIC C, FC-9.5, PG 76-22, ARB	TN	6634.300	6634.300
		0337- 7- 74	ASPHALT CONCRETE FRICTION COURSE,TRAFFIC C, FC-12.5, PG 76-22, ARB	TN	2020.200	2020.200
		0339- 1-	MISCELLANEOUS ASPHALT PAVEMENT	TN	1837.600	1837.600
		0350- 3- 1	PLAIN CEMENT CONCRETE PAVEMENT, 6"	SY	1995.000	1995.000
		0350- 3- 5	PLAIN CEMENT CONCRETE PAVEMENT, 8"	SY	438.000	438.000
		0400- 0- 11	CONCRETE CLASS NS, GRAVITY WALL	CY	926.200	926.200
		0400- 1- 2	CONCRETE CLASS I, ENDWALLS	CY	20.800	20.800
		0400- 2- 1	CONCRETE CLASS II, CULVERTS	CY	467.100	467.100
		0415- 1- 1	REINF STEEL- ROADWAY	LB	77882.000	77882.000
		0425- 1-311	INLETS, CURB, TYPE P-1, <10'	EA	74.000	74.000
		0425- 1-312	INLETS, CURB TYPE P-1, >10'	EA	5.000	5.000
		0425- 1-321	INLETS, CURB, TYPE P-2, <10'	EA	12.000	12.000
		0425- 1-411	INLETS, CURB TYPE J-1, <10'	EA	32.000	32.000
		0425- 1-412	INLETS, CURB, TYPE J-1, >10'	EA	17.000	17.000
		0425- 1-421	INLETS, CURB, TYPE J-2, <10'	EA	5.000	5.000
		0425- 1-422	INLETS, CURB, TYPE J-2, >10'	EA	1.000	1.000
		0425- 1-533	INLETS, DITCH BOTTOM TYPE C MODIFIED- BACK OF SIDEWALK, J BOT, <10'	EA	1.000	1.000
		0425- 1-551	INLETS, DT BOT, TYPE E, <10'	EA	28.000	28.000

REVISIONS				GARFIELD L. FOSTER P.E. LICENSE NO. 59893 URS CORPORATION 315 E. ROBINSON STREET, SUITE 245 ORLANDO, FL 32801-1949 PH (407) 422-0353 FAX (407) 423-2695 CERTIFICATE OF AUTHORIZATION NO. 000002	STATE OF FLORIDA DEPARTMENT OF TRANSPORTATION			SHEET NO. 18
DATE	DESCRIPTION	DATE	DESCRIPTION		ROAD NO.	COUNTY	FINANCIAL PROJECT ID	
					429	SEMINOLE	240200-2-52-01	

SUMMARY OF PAY ITEMS

PRELIMINARY: NOT FOR CONSTRUCTION

FLORIDA DEPARTMENT OF TRANSPORTATION PROJECT SUMMARY OF PAY ITEMS FOR PROJECT: 240200-2-52-01						
LEAD PROJECT : 240200-2-52-01		DISTRICT : 05		COUNTY/SECTION : 77320000		
PROJECT(S) : 24020025201		COUNTY : SEMINOLE				
0200 SUMMARY OF ROADWAY						
SPC	ALT	ITEM NUMBER	ITEM DESCRIPTION	UNIT	24020025201	QUANTITY TOTAL
		0425- 1-552	INLETS, DT BOT, TYPE E, >10'	EA	1.000	1.000
		0425- 1-553	INLETS, DT BOT, TYPE E, J BOT, <10'	EA	43.000	43.000
		0425- 1-554	INLETS, DT BOT, TYPE E, J BOT, >10'	EA	16.000	16.000
		0425- 1-559	INLETS, DT BOT, TYPE E, MODIFY	EA	6.000	6.000
		0425- 1-581	INLETS, DT BOT, TYPE H, <10'	EA	1.000	1.000
		0425- 1-701	INLETS, GUTTER, TYPE S, <10'	EA	11.000	11.000
		0425- 1-703	INLETS, GUTTER, TYPE S, J BOTTOM <10'	EA	2.000	2.000
		0425- 1-704	INLETS, GUTTER, TYPE S, J BOTTOM, >10'	EA	2.000	2.000
		0425- 1-881	INLETS, BARRIER WALL, RIGID, CURB & GUTTER, <10'	EA	5.000	5.000
		0425- 1-891	INLETS, BARRIER WALL, <10'	EA	40.000	40.000
		0425- 1-892	INLETS, BARRIER WALL, >10'	EA	3.000	3.000
		0425- 1-893	INLETS, BARRIER WALL, J BOT, <10'	EA	3.000	3.000
		0425- 1-894	INLETS, BARRIER WALL, J BOT, >10'	EA	4.000	4.000
		0425- 1-910	INLETS, CLOSED FLUME	EA	3.000	3.000
		0425- 2- 61	MANHOLES, P-8, <10'	EA	13.000	13.000
		0425- 2- 62	MANHOLES, P-8, >10'	EA	1.000	1.000
		0425- 2- 91	MANHOLES, J-8, <10'	EA	22.000	22.000
		0425- 2- 92	MANHOLES, J-8, >10'	EA	19.000	19.000
		0425- 3- 41	JUNCTION BOX, DRAINAGE, P-7, <10'	EA	1.000	1.000
M		0430- 94- 1	DESILTING PIPE, 0 - 24"	LF	41.000 N	41.000
M		0430- 94- 2	DESILTING PIPE, 25 - 36"	LF	237.000 N	237.000
		0430-174-115	PIPE CULVERT, OPTIONAL MATERIAL, ROUND, 15"SD	LF	54.000	54.000
		0430-174-118	PIPE CULVERT, OPTIONAL MATERIAL, ROUND, 18"SD	LF	33.000	33.000
		0430-174-124	PIPE CULVERT, OPTIONAL MATERIAL, ROUND, 24"SD	LF	382.000	382.000
		0430-175-118	PIPE CULVERT, OPTIONAL MATERIAL, ROUND, 18"S/CD	LF	10648.000	10648.000
		0430-175-124	PIPE CULVERT, OPTIONAL MATERIAL, ROUND, 24"S/CD	LF	10292.000	10292.000
		0430-175-130	PIPE CULVERT, OPT MATERIAL, ROUND, 30"S/CD	LF	8924.000	8924.000
		0430-175-136	PIPE CULVERT, OPT MATERIAL, ROUND, 36"S/CD	LF	11051.000	11051.000
		0430-175-142	PIPE CULVERT, OPT MATERIAL, ROUND, 42"S/CD	LF	5869.000	5869.000
		0430-175-148	PIPE CULVERT, OPT MATERIAL, ROUND, 48"S/CD	LF	5250.000	5250.000
		0430-175-154	PIPE CULVERT, OPT MATERIAL, ROUND, 54"S/CD	LF	3487.000	3487.000
		0430-175-160	PIPE CULVERT, OPT MATERIAL, ROUND, 60"S/CD	LF	219.000	219.000
		0430-185-118	PIPE CULVERT, OPTIONAL MATERIAL, ROUND, JACK & BORE, 18" , STORM AND CROSS DRAIN	LF	72.000	72.000
		0430-185-130	PIPE CULVERT, OPTIONAL MATERIAL, ROUND, JACK & BORE, 30" , STORM AND CROSS DRAIN	LF	382.000	382.000
		0430-185-136	PIPE CULVERT, OPTIONAL MATERIAL, ROUND, JACK & BORE, 36" , STORM AND CROSS DRAIN	LF	75.000	75.000
		0430-185-148	PIPE CULVERT, OPTIONAL MATERIAL, ROUND, JACK & BORE, 48" , STORM AND CROSS DRAIN	LF	172.000	172.000
		0430-982-125	MITERED END SECTION, OPTIONAL ROUND, 18" CD	EA	6.000	6.000
		0430-982-129	MITERED END SECTION, OPTIONAL ROUND, 24" CD	EA	1.000	1.000

FLORIDA DEPARTMENT OF TRANSPORTATION PROJECT SUMMARY OF PAY ITEMS FOR PROJECT: 240200-2-52-01						
LEAD PROJECT : 240200-2-52-01		DISTRICT : 05		COUNTY/SECTION : 77320000		
PROJECT(S) : 24020025201		COUNTY : SEMINOLE				
0200 SUMMARY OF ROADWAY						
SPC	ALT	ITEM NUMBER	ITEM DESCRIPTION	UNIT	24020025201	QUANTITY TOTAL
		0430-982-133	MITERED END SECTION, OPTIONAL ROUND, 30" CD	EA	5.000	5.000
		0430-982-138	MITERED END SECTION, OPTIONAL ROUND, 36" CD	EA	7.000	7.000
		0430-982-140	MITERED END SECTION, OPTIONAL ROUND, 42" CD	EA	4.000	4.000
		0430-982-142	MITERED END SECTION, OPTIONAL ROUND, 54" CD	EA	6.000	6.000
		0430-982-143	MITERED END SECTION, OPTIONAL ROUND, 60" CD	EA	1.000	1.000
		0430-984-123	MITERED END SECTION, OPTIONAL ROUND, 15" SD	EA	4.000	4.000
		0430-984-125	MITERED END SECTION, OPTIONAL ROUND, 18" SD	EA	2.000	2.000
		0430-984-129	MITERED END SECTION, OPTIONAL ROUND, 24" SD	EA	12.000	12.000
T		0442- 70-	VERTICAL DRAINAGE WICKS	LF	46660.000	46660.000
		0515- 2-213	PEDESTRIAN / BICYCLE RAILING, STEEL, 42" TYPE 3	LF	1166.000	1166.000
		0520- 1- 7	CONCRETE CURB & GUTTER, TYPE E	LF	3170.000	3170.000
		0520- 1- 10	CONCRETE CURB & GUTTER, TYPE F	LF	71766.000	71766.000
		0520- 2- 1	CONCRETE CURB, TYPE A	LF	151.000	151.000
		0520- 2- 4	CONCRETE CURB, TYPE D	LF	2532.000	2532.000
		0520- 2- 8	CONCRETE CURB, TYPE RA	LF	2815.000	2815.000
		0520- 6-	SHOULDER GUTTER- CONCRETE	LF	2184.000	2184.000
T		0520- 70-	CONCRETE TRAFFIC SEPARATOR, SPECIAL- VARIABLE WIDTH	SY	918.000	918.000
		0521- 1-	MEDIAN CONCRETE BARRIER WALL	LF	154.000	154.000
		0521- 6- 32	CONCRETE PARAPET, RETAINING WALL SYSTEM MOUNTED 24020025201	LF	1.000	1.000
		0521- 6- 32	CONCRETE PARAPET, RETAINING WALL SYSTEM MOUNTED 24020025201	LF	1038.000	1038.000
		0521- 8- 1	CONCRETE TRAFFIC RAILING BARRIER WITH JUNCTION SLAB, 32" F SHAPE	LF	30964.000	30964.000
		0521- 8- 2	CONCRETE TRAFFIC RAILING BARRIER, WITH JUNCTION SLAB, 42" F SHAPE	LF	68.000	68.000
		0521- 8- 4	CONCRETE TRAFFIC RAILING BARRIER, WITH JUNCTION SLAB, 42" VERTICAL FACE	LF	3472.000	3472.000
		0521- 72- 3	SHOULDER CONCRETE BARRIER WALL, RIGID-SHOULDER	LF	264.000	264.000
		0521- 72- 4	SHOULDER CONCRETE BARRIER WALL, RIGID RETAINING	LF	157.000	157.000
		0521- 72- 5	SHOULDER CONCRETE BARRIER WALL, RIGID-CURB & GUTTER	LF	576.000	576.000
		0522- 1-	CONCRETE SIDEWALK AND DRIVEWAYS, 4" THICK	SY	31092.000	31092.000
		0522- 2-	CONCRETE SIDEWALK AND DRIVEWAYS, 6" THICK	SY	1297.000	1297.000
		0523- 2-	PATTERNED PAVEMENT, NON-VEHICULAR AREAS	SY	5920.000	5920.000
		0524- 1- 49	CONCRETE DITCH PAVEMENT, 6", REINFORCED	SY	900.000	900.000
		0524- 2- 2	CONCRETE SLOPE PAVEMENT, NON REINFORCED, 4"	SY	2680.000	2680.000
		0527- 2-	DETECTABLE WARNINGS	SF	2533.000	2533.000
		0530- 3- 3	RIPRAP- RUBBLE, BANK AND SHORE	TN	13956.100	13956.100
		0530- 3- 4	RIPRAP, RUBBLE, F&I, DITCH LINING	TN	1287.000	1287.000
		0536- 1- 1	GUARDRAIL -ROADWAY	LF	8404.000	8404.000
		0536- 1- 3	GUARDRAIL- ROADWAY, DOUBLE FACE	LF	11929.000	11929.000
		0536- 5- 1	RUB RAIL FOR GUARDRAIL, SINGLE SIDED	LF	11929.000	11929.000
		0536- 8-	GUARDRAIL- BRIDGE ANCHORAGE ASSEMBLY, FURNISH & INSTALL	EA	22.000	22.000
		0536- 82-	GUARDRAIL ANCHORAGE- CONCRETE BARRIER	EA	7.000	7.000

REVISIONS				GARFIELD L. FOSTER P.E. LICENSE NO. 59893 URS CORPORATION 315 E. ROBINSON STREET, SUITE 245 ORLANDO, FL 32801-1949 PH (407) 422-0353 FAX (407) 423-2695 CERTIFICATE OF AUTHORIZATION NO. 000002	STATE OF FLORIDA DEPARTMENT OF TRANSPORTATION			SHEET NO. 19
DATE	DESCRIPTION	DATE	ROAD NO.		COUNTY	FINANCIAL PROJECT ID		
			429		SEMINOLE	240200-2-52-01		

SUMMARY OF PAY ITEMS

PRELIMINARY: NOT FOR CONSTRUCTION

FLORIDA DEPARTMENT OF TRANSPORTATION PROJECT SUMMARY OF PAY ITEMS FOR PROJECT: 240200-2-52-01						
LEAD PROJECT : 240200-2-52-01		DISTRICT : 05		COUNTY/SECTION : 77320000		
PROJECT(S) : 24020025201		COUNTY : SEMINOLE				
0200 SUMMARY OF ROADWAY						
SPC	ALT	ITEM NUMBER	ITEM DESCRIPTION	UNIT	24020025201	QUANTITY TOTAL
		0536- 85- 22	GUARDRAIL END ANCHORAGE ASSEMBLY- FLARED	EA	11.000	11.000
		0536- 85- 24	GUARDRAIL END ANCHORAGE ASSEMBLY- PARALLEL	EA	5.000	5.000
		0546- 72- 55	RUMBLE STRIPS, GROUND-IN, 16" SHOULDER	GM	10.857	10.857
		0548- 12-	RETAINING WALL SYSTEM, PERMANANT, EXCLUDING BARRIER	SF	765898.000	765898.000
		0548- 13-	RETAINING WALL SYSTEM, TEMPORARY, EXCLUDING BARRIER	SF	25654.000	25654.000
		0550- 10-212	FENCING, TYPE B, 0.5-5.0', W/ VINYL COATING	LF	500.000	500.000
		0550- 10-222	FENCING, TYPE B, 5.1-6.0, W/ VINYL COATING	LF	5896.000	5896.000
		0550- 60-212	FENCE GATE, TYPE B, SINGLE, 6.1 - 12.0' OPENING	EA	6.000	6.000
		0570- 1- 1	PERFORMANCE TURF	SY	553549.000	553549.000
		0571- 1- 13	PLASTIC EROSION MAT, TURF REINFORCED MAT, TYPE 3	SY	27950.000	27950.000
		0710- 11-101	PAINTED PAVEMENT MARKINGS, STANDARD, WHITE, SOLID, 6"	GM	15.999	15.999
		0710- 11-124	PAINTED PAVEMENT MARKINGS, STANDARD, WHITE, SOLID FOR DIAGONAL OR CHEVRON, 18"	LF	236.000	236.000
		0710- 11-125	PAINTED PAVEMENT MARKINGS, STANDARD, WHITE, SOLID FOR STOP LINE OR CROSSWALK, 24"	LF	854.000	854.000
		0710- 11-141	PAINTED PAVEMENT MARKINGS, STANDARD, WHITE, 2-4 DOTTED GUIDELINE/ 6-10 DOTTED EXTENSION, 6"	GM	0.315	0.315
		0710- 11-160	PAINTED PAVEMENT MARKINGS, STANDARD, WHITE, MESSAGE OR SYMBOL	EA	2.000	2.000
		0710- 11-170	PAINTED PAVEMENT MARKINGS, STANDARD, WHITE, ARROWS	EA	47.000	47.000
		0710- 11-180	PAINTED PAVEMENT MARKINGS, STANDARD, WHITE, YIELD LINE	LF	129.000	129.000
		0710- 11-201	PAINTED PAVEMENT MARKINGS, STANDARD, YELLOW, SOLID, 6"	GM	16.424	16.424
		0710- 11-224	PAINTED PAVEMENT MARKINGS, STANDARD, YELLOW, SOLID FOR DIAGONAL OR CHEVRON, 18"	LF	2498.000	2498.000
		0710- 11-241	PAINTED PAVEMENT MARKINGS, STANDARD, YELLOW, 2-4 DOTTED GUIDELINE/6-10 DOTTED EXTENSION, 6"	GM	0.280	0.280

FLORIDA DEPARTMENT OF TRANSPORTATION PROJECT SUMMARY OF PAY ITEMS FOR PROJECT: 240200-2-52-01						
LEAD PROJECT : 240200-2-52-01		DISTRICT : 05		COUNTY/SECTION : 77320000		
PROJECT(S) : 24020025201		COUNTY : SEMINOLE				
0300 SUMMARY OF SIGNING						
SPC	ALT	ITEM NUMBER	ITEM DESCRIPTION	UNIT	24020025201	QUANTITY TOTAL
		0700- 1- 11	SINGLE POST SIGN, F&I GROUND MOUNT, UP TO 12 SF	AS	388.000	388.000
		0700- 1- 12	SINGLE POST SIGN, F&I GROUND MOUNT, 12-20 SF	AS	21.000	21.000
		0700- 1- 13	SINGLE POST SIGN, F&I GROUND MOUNT, 21-30 SF	AS	4.000	4.000
		0700- 1- 21	SINGLE POST SIGN, F&I BARRIER MOUNT INDEX 11871 UP TO 12 SF	AS	96.000	96.000
		0700- 1- 22	SINGLE POST SIGN, F&I BARRIER MOUNT INDEX 11871 12-20 SF	AS	259.000	259.000
		0700- 1- 50	SINGLE POST SIGN, RELOCATE	AS	1.000	1.000
		0700- 2- 14	MULTI- POST SIGN, F&I GROUND MOUNT, 31-50 SF	AS	1.000	1.000
		0700- 2- 15	MULTI- POST SIGN, F&I GROUND MOUNT, 51-100 SF	AS	8.000	8.000
		0700- 2- 16	MULTI- POST SIGN, F&I GROUND MOUNT, 101-200 SF	AS	3.000	3.000
		0700- 3-202	SIGN PANEL, FURNISH & INSTALL OVERHEAD MOUNT, 12-20 SF	EA	4.000	4.000
		0700- 3-203	SIGN PANEL, FURNISH & INSTALL OVERHEAD MOUNT, 21-30 SF	EA	13.000	13.000
		0700- 3-205	SIGN PANEL, FURNISH & INSTALL OVERHEAD MOUNT, 51-100 SF	EA	8.000	8.000
		0700- 3-206	SIGN PANEL, FURNISH & INSTALL OVERHEAD MOUNT, 101-200 SF	EA	21.000	21.000
		0700- 3-207	SIGN PANEL, FURNISH & INSTALL OVERHEAD MOUNT, 201-300 SF	EA	8.000	8.000
		0700- 4-112	OVERHEAD STATIC SIGN STRUCTURE, FURNISH & INSTALL, CANTILEVER, 21-30 FT	EA	2.000	2.000
		0700- 4-113	OVERHEAD STATIC SIGN STRUCTURE, FURNISH & INSTALL, CANTILEVER, 31-40 FT	EA	4.000	4.000
		0700- 4-114	OVERHEAD STATIC SIGN STRUCTURE, FURNISH & INSTALL, CANTILEVER, 41-50 FT	EA	153.000	153.000
		0700- 4-126	OVERHEAD STATIC SIGN STRUCTURE, FURNISH & INSTALL, SPAN, 101-150 FT	EA	4.000	4.000
		0705- 11- 2	DELINEATOR, NON-FLEXIBLE	EA	693.000	693.000
		0710- 90-	PAINTED PAVEMENT MARKINGS, FINAL SURFACE 24020025201	LS	1.000	1.000

REVISIONS				GARFIELD L. FOSTER P.E. LICENSE NO. 59893 URS CORPORATION 315 E. ROBINSON STREET, SUITE 245 ORLANDO, FL 32801-1949 PH (407) 422-0353 FAX (407) 423-2695 CERTIFICATE OF AUTHORIZATION NO. 000002	STATE OF FLORIDA DEPARTMENT OF TRANSPORTATION			SHEET NO. 20
DATE	DESCRIPTION	DATE	DESCRIPTION		ROAD NO.	COUNTY	FINANCIAL PROJECT ID	
					429	SEMINOLE	240200-2-52-01	

SUMMARY OF PAY ITEMS

FLORIDA DEPARTMENT OF TRANSPORTATION PROJECT SUMMARY OF PAY ITEMS FOR PROJECT: 240200-2-52-01						
LEAD PROJECT : 240200-2-52-01		DISTRICT : 05		COUNTY/SECTION : 77320000		
PROJECT(S) : 24020025201			COUNTY : SEMINOLE			
0400 SUMMARY OF LIGHTING						
SPC	ALT	ITEM NUMBER	ITEM DESCRIPTION	UNIT	24020025201	QUANTITY TOTAL
		0630- 2- 11	CONDUIT, FURNISH & INSTALL, OPEN TRENCH	LF	10202.000	10202.000
		0630- 2- 12	CONDUIT, FURNISH & INSTALL, DIRECTIONAL BORE	LF	586.000	586.000
		0630- 2- 14	CONDUIT, FURNISH & INSTALL, ABOVEGROUND	LF	338.000	338.000
		0630- 2- 15	CONDUIT, FURNISH & INSTALL, BRIDGE MOUNT	LF	1529.000	1529.000
		0635- 2- 11	PULL & SPLICE BOX, F&I, 13" X 24" COVER SIZE	EA	108.000	108.000
		0715- 1- 11	LIGHTING CONDUCTORS, F&I, INSULATED, NO. 10 OR <	LF	5268.000	5268.000
		0715- 1- 12	LIGHTING CONDUCTORS, F&I, INSULATED, NO.8 - 6	LF	35910.000	35910.000
		0715- 1- 14	LIGHTING CONDUCTORS, F&I, INSULATED, NO 1 TO NO 0	LF	3225.000	3225.000
T		0715- 4-129	LIGHT POLE COMPLETE, F&I, WIND SPEED 130, CUSTOM HEIGHT	EA	61.000	61.000
		0715- 7- 11	LOAD CENTER, F&I, SECONDARY VOLTAGE	EA	6.000	6.000
		0715- 11- 2	LUMINAIRE, UNDER DECK PENDANT, F&I PROJECT 240200-2-52-01	EA	44.000	44.000
		0715- 11-125	LUMINAIRE, F&I, UNDER DECK, WALL MOUNT	EA	16.000	16.000
		0715-500- 1	POLE CABLE DISTRIBUTION SYSTEM, CONVENTIONAL	EA	76.000	76.000
T		0715-515-125	LIGHT POLE COMPLETE- SPECIAL DESIGN, F&I, SINGLE ARM BRIDGE MOUNT-ALUMINUM, 25'	EA	11.000	11.000

FLORIDA DEPARTMENT OF TRANSPORTATION PROJECT SUMMARY OF PAY ITEMS FOR PROJECT: 240200-2-52-01						
LEAD PROJECT : 240200-2-52-01		DISTRICT : 05		COUNTY/SECTION : 77320000		
PROJECT(S) : 24020025201			COUNTY : SEMINOLE			
0500 SUMMARY OF SIGNALIZATION						
SPC	ALT	ITEM NUMBER	ITEM DESCRIPTION	UNIT	24020025201	QUANTITY TOTAL
		0630- 2- 11	CONDUIT, FURNISH & INSTALL, OPEN TRENCH	LF	656.000	656.000
		0630- 2- 12	CONDUIT, FURNISH & INSTALL, DIRECTIONAL BORE	LF	350.000	350.000
		0632- 7- 1	SIGNAL CABLE- NEW OR RECONSTRUCTED INTERSECTION, FURNISH & INSTALL	PI	1.000	1.000
P		0632- 7- 6	SIGNAL CABLE, REMOVE- INTERSECTION	PI	1.000	1.000
		0633- 1-121	FIBER OPTIC CABLE, F&I, UNDERGROUND,2-12 FIBERS	LF	350.000	350.000
		0633- 2- 31	FIBER OPTIC CONNECTION, INSTALL, SPLICE	EA	8.000	8.000
		0633- 3- 11	FIBER OPTIC CONNECTION HARDWARE, F&I, SPLICE ENCLOSURE	EA	1.000	1.000
		0633- 3- 12	FIBER OPTIC CONNECTION HARDWARE, F&I, SPLICE TRAY	EA	1.000	1.000
		0633- 3- 15	FIBER OPTIC CONNECTION HARDWARE, F&I, PRETERMINATED PATCH PANEL	EA	1.000	1.000
		0634- 4-600	SPAN WIRE ASSEMBLY, REMOVE- POLES REMAIN	PI	1.000	1.000
		0635- 2- 11	PULL & SPLICE BOX, F&I, 13" X 24" COVER SIZE	EA	18.000	18.000
		0635- 2- 12	PULL & SPLICE BOX, F&I, 24" X 36" COVER SIZE	EA	1.000	1.000
		0635- 2- 13	PULL & SPLICE BOX, F&I, 30" X 60" RECTANGULAR OR 36" ROUND COVER SIZE	EA	1.000	1.000
		0639- 2- 1	ELECTRICAL SERVICE WIRE	LF	13.000	13.000
		0641- 2- 80	PRESTRESSED CONCRETE POLE, COMPLETE POLE REMOVAL- POLE 30' AND GREATER	EA	4.000	4.000
		0646- 1- 11	ALUMINUM SIGNALS POLE, PEDESTAL	EA	7.000	7.000
		0649- 31-202	MAST ARM,F&I, WIND SPEED-130,SINGLE ARM,W/O LUMINAIRE-46	EA	2.000	2.000
		0649- 31-204	MAST ARM,F&I, WIND SPEED-130,SINGLE ARM,W/O LUMINAIRE, ARM LENGTH 70.5	EA	2.000	2.000
		0649- 36-500	MAST ARM, REMOVE DEEP/COMPLETE FOUNDATION, BOLT ON ATTACHMENT	EA	4.000	4.000
		0650- 1- 24	TRAFFIC SIGNAL, FURNISH & INSTALL POLYCARBONATE W/ALUM TOP, 3 SECTION, 1 WAY	AS	9.000	9.000
		0650- 1- 26	TRAFFIC SIGNAL, FURNISH & INSTALL POLYCARBONATE W/ALUM TOP, 4 SECTION, 1 WAY	AS	4.000	4.000
		0653- 1- 11	PEDESTRIAN SIGNAL, FURNISH & INSTALL LED COUNTDOWN, 1 WAY	AS	6.000	6.000
		0653- 1- 12	PEDESTRIAN SIGNAL, FURNISH & INSTALL LED COUNTDOWN, 2 WAYS	AS	1.000	1.000
		0660- 1-101	LOOP DETECTOR INDUCTIVE, F&I, TYPE 1	EA	16.000	16.000
		0660- 1-102	LOOP DETECTOR INDUCTIVE, F&I, TYPE 2	EA	4.000	4.000
		0660- 2-102	LOOP ASSEMBLY, F&I, TYPE B	AS	10.000	10.000
		0660- 2-106	LOOP ASSEMBLY, F&I, TYPE F	AS	10.000	10.000
		0665- 1- 11	PEDESTRIAN DETECTOR, FURNISH & INSTALL, STANDARD	EA	8.000	8.000
		0670- 5-110	TRAFFIC CONTROLLER ASSEMBLY, F&I, NEMA	AS	1.000	1.000
		0670- 5-600	TRAFFIC CONTROLLER ASSEMBLY, REMOVE CONTROLLER WITH CABINET	AS	2.000	2.000
		0684- 1- 1	MANAGED FIELD ETHERNET SWITCH, FURNISH & INSTALL	EA	1.000	1.000
		0700- 5- 22	INTERNALLY ILLUMINATED SIGN, FURNISH & INSTALL, OVERHEAD MOUNT, 12-18 SF	EA	4.000	4.000

REVISIONS				GARFIELD L. FOSTER P.E. LICENSE NO. 59893 URS CORPORATION 315 E. ROBINSON STREET, SUITE 245 ORLANDO, FL 32801-1949 PH (407) 422-0353 FAX (407) 423-2695 CERTIFICATE OF AUTHORIZATION NO. 000002	STATE OF FLORIDA DEPARTMENT OF TRANSPORTATION			SHEET NO. 21
DATE	DESCRIPTION	DATE	DESCRIPTION		ROAD NO.	COUNTY	FINANCIAL PROJECT ID	
					429	SEMINOLE	240200-2-52-01	

FLORIDA DEPARTMENT OF TRANSPORTATION PROJECT SUMMARY OF PAY ITEMS FOR PROJECT: 240200-2-52-01						
LEAD PROJECT : 240200-2-52-01		DISTRICT : 05		COUNTY/SECTION : 77320000		
PROJECT(S) : 24020025201		COUNTY : SEMINOLE				
0550 SUMMARY OF INTELLIGENT TRANSPORTATION SYSTEM						
SPC	ALT	ITEM NUMBER	ITEM DESCRIPTION	UNIT	24020025201	QUANTITY TOTAL
		0630- 2- 11	CONDUIT, FURNISH & INSTALL, OPEN TRENCH	LF	32347.000	32347.000
		0630- 2- 12	CONDUIT, FURNISH & INSTALL, DIRECTIONAL BORE	LF	5637.000	5637.000
		0630- 2- 14	CONDUIT, FURNISH & INSTALL, ABOVEGROUND	LF	375.000	375.000
		0633- 1-121	FIBER OPTIC CABLE, F&I, UNDERGROUND,2-12 FIBERS	LF	12296.000	12296.000
		0633- 1-122	FIBER OPTIC CABLE, F&I, UNDERGROUND,13-48 FIBERS	LF	2353.000	2353.000
		0633- 1-123	FIBER OPTIC CABLE, F&I, UNDERGROUND,49-96 FIBERS	LF	41393.000	41393.000
		0633- 2- 31	FIBER OPTIC CONNECTION, INSTALL, SPLICE	EA	260.000	260.000
		0633- 2- 32	FIBER OPTIC CONNECTION, INSTALL, TERMINATION	EA	12.000	12.000
		0633- 3- 11	FIBER OPTIC CONNECTION HARDWARE, F&I, SPLICE ENCLOSURE	EA	10.000	10.000
		0633- 3- 12	FIBER OPTIC CONNECTION HARDWARE, F&I, SPLICE TRAY	EA	33.000	33.000
		0633- 3- 13	FIBER OPTIC CONNECTION HARDWARE, F&I, PRETERMINATED CONNECTOR ASSEMBLY	EA	192.000	192.000
		0633- 3- 16	FIBER OPTIC CONNECTION HARDWARE, F&I, PATCH PANEL- FIELD TERMINATED	EA	12.000	12.000
		0633- 3- 17	FIBER OPTIC CONNECTION HARDWARE, F&I, CONNECTOR PANEL	EA	21.000	21.000
		0635- 2- 11	PULL & SPLICE BOX, F&I, 13" X 24" COVER SIZE	EA	95.000	95.000
		0635- 2- 12	PULL & SPLICE BOX, F&I, 24" X 36" COVER SIZE	EA	46.000	46.000
		0635- 2- 13	PULL & SPLICE BOX, F&I, 30" X 60" RECTANGULAR OR 36" ROUND COVER SIZE	EA	11.000	11.000
		0635- 3- 11	JUNCTION BOX, FURNISH & INSTALL, AERIAL	EA	2.000	2.000
		0635- 3- 12	JUNCTION BOX, FURNISH & INSTALL, MOUNTED	EA	8.000	8.000
		0639- 1-122	ELECTRICAL POWER SERVICE, F&I, UNDERGROUND, METER PURCHASED BY CONTRACTOR	AS	4.000	4.000
		0639- 2- 1	ELECTRICAL SERVICE WIRE	LF	12385.000	12385.000
		0639- 3- 11	ELECTRICAL SERVICE DISCONNECT, F&I, POLE MOUNT	EA	4.000	4.000
T		0639- 6- 1	ELECTRICAL POWER SERVICE- TRANSFORMER FURNISH & INSTALL	EA	2.000	2.000
		0641- 2- 12	PRESTRESSED CONCRETE POLE, F&I, TYPE P-11 SERVICE POLE	EA	6.000	6.000
		0641- 2- 15	PRESTRESSED CONCRETE POLE, F&I, TYPE P-V	EA	3.000	3.000
		0641- 3-186	CONCRETE CCTV POLE, FURNISH & INSTALL WITH LOWERING DEVICE, 86'	EA	4.000	4.000
		0641- 3-263	CONCRETE CCTV POLE, FURNISH & INSTALL WITHOUT LOWERING DEVICE, 63'	EA	1.000	1.000
		0660- 3- 11	VEHICLE DETECTION SYSTEM- MICROWAVE, FURNISH & INSTALL CABINET EQUIPMENT	EA	8.000	8.000
		0660- 3- 12	VEHICLE DETECTION SYSTEM- MICROWAVE, FURNISH & INSTALL, ABOVE GROUND EQUIPMENT	EA	8.000	8.000
		0676- 2-122	ITS CABINET, FURNISH & INSTALL, POLE MOUNT WITH SUNSHIELD, 336S, 24" W X 46" H X 22" D	EA	4.000	4.000
		0676- 2-143	ITS CABINET, FURNISH & INSTALL, BASE MOUNT, 334, 24" W X 66" H X 30" D	EA	1.000	1.000
		0682- 1-133	ITS CCTV CAMERA, F&I, DOME ENCLOSURE - NON-PRESSURIZED, IP, HIGH DEFINITION	EA	4.000	4.000
		0684- 1- 1	MANAGED FIELD ETHERNET SWITCH, FURNISH & INSTALL	EA	5.000	5.000
		0684- 2- 1	DEVICE SERVER, FURNISH & INSTALL	EA	8.000	8.000
		0684- 5- 1	MEDIA CONVERTER, FURNISH & INSTALL	EA	4.000	4.000

FLORIDA DEPARTMENT OF TRANSPORTATION PROJECT SUMMARY OF PAY ITEMS FOR PROJECT: 240200-2-52-01						
LEAD PROJECT : 240200-2-52-01		DISTRICT : 05		COUNTY/SECTION : 77320000		
PROJECT(S) : 24020025201		COUNTY : SEMINOLE				
0550 SUMMARY OF INTELLIGENT TRANSPORTATION SYSTEM						
SPC	ALT	ITEM NUMBER	ITEM DESCRIPTION	UNIT	24020025201	QUANTITY TOTAL
		0685- 1- 11	UNINTERRUPTIBLE POWER SUPPLY, FURNISH AND INSTALL, LINE INTERACTIVE	EA	4.000	4.000
		0700- 9-137	WALK-IN DYNAMIC MESSAGE SIGN, FURNISH & INSTALL- WITH UPS FULL COLOR, 201-300 SF	EA	2.000	2.000
		0715- 7- 11	LOAD CENTER, F&I, SECONDARY VOLTAGE	EA	2.000	2.000

REVISIONS				GARFIELD L. FOSTER P.E. LICENSE NO. 59893 URS CORPORATION 315 E. ROBINSON STREET, SUITE 245 ORLANDO, FL 32801-1949 PH (407) 422-0353 FAX (407) 423-2695 CERTIFICATE OF AUTHORIZATION NO. 000002	STATE OF FLORIDA DEPARTMENT OF TRANSPORTATION			SHEET NO. 22
DATE	DESCRIPTION	DATE	DESCRIPTION		ROAD NO.	COUNTY	FINANCIAL PROJECT ID	
					429	SEMINOLE	240200-2-52-01	

SUMMARY OF PAY ITEMS

PRELIMINARY: NOT FOR CONSTRUCTION

FLORIDA DEPARTMENT OF TRANSPORTATION PROJECT SUMMARY OF PAY ITEMS FOR PROJECT: 240200-2-52-01						
LEAD PROJECT : 240200-2-52-01		DISTRICT : 05		COUNTY/SECTION : 77320000		
PROJECT(S) : 24020025201			COUNTY : SEMINOLE			
0800 SUMMARY OF ARCHITECTURAL						
SPC	ALT	ITEM NUMBER	ITEM DESCRIPTION	UNIT	24020025201	QUANTITY TOTAL
T		0735- 74- 1	TOLL PLAZA, LOCATION 1 24020025201	LS	1.000	1.000
T		0735- 74- 2	TOLL PLAZA, LOCATION 2 24020025201	LS	1.000	1.000

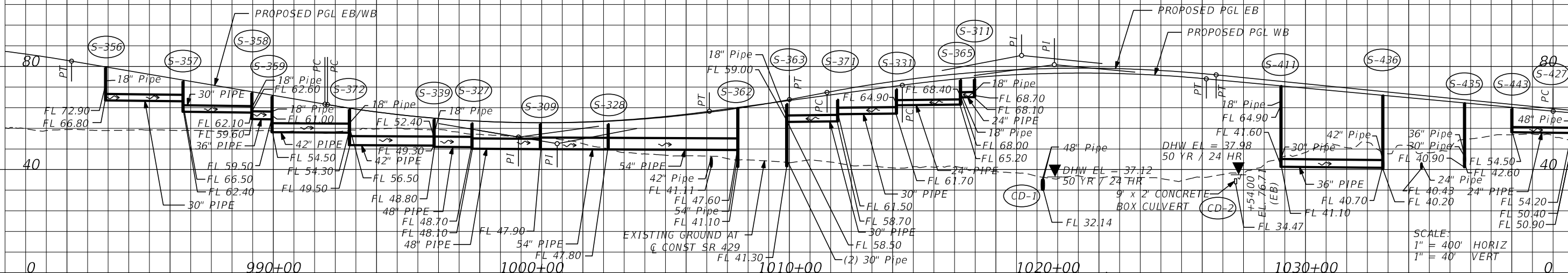
REVISIONS				GARFIELD L. FOSTER P.E. LICENSE NO. 59893 URS CORPORATION 315 E. ROBINSON STREET, SUITE 245 ORLANDO, FL 32801-1949 PH (407) 422-0353 FAX (407) 423-2695 CERTIFICATE OF AUTHORIZATION NO. 000002	STATE OF FLORIDA DEPARTMENT OF TRANSPORTATION			SUMMARY OF PAY ITEMS	SHEET NO.
DATE	DESCRIPTION	DATE	DESCRIPTION		ROAD NO.	COUNTY	FINANCIAL PROJECT ID		23
					429	SEMINOLE	240200-2-52-01		

YL1

YL2

120

120



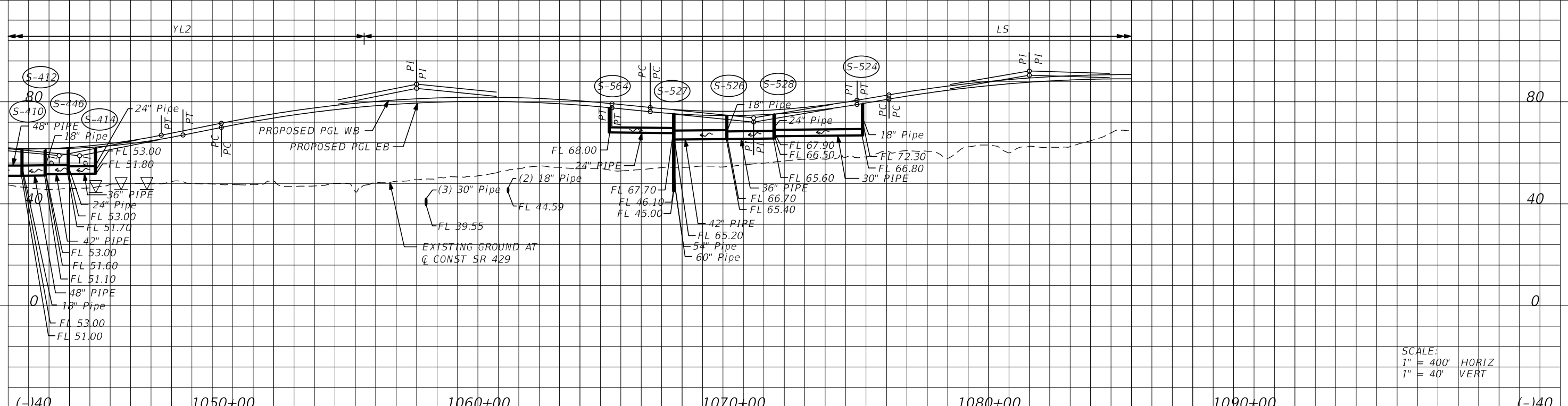
REVISIONS			
DATE	DESCRIPTION	DATE	DESCRIPTION

DUSTIN E. PERKINS
 P.E. LICENSE NO. 69225
 URS CORPORATION
 315 E. ROBINSON STREET, SUITE 245
 ORLANDO, FL 32801-1949
 PH (407) 422-0353 FAX (407) 423-2695
 CERTIFICATE OF AUTHORIZATION NO. 000002

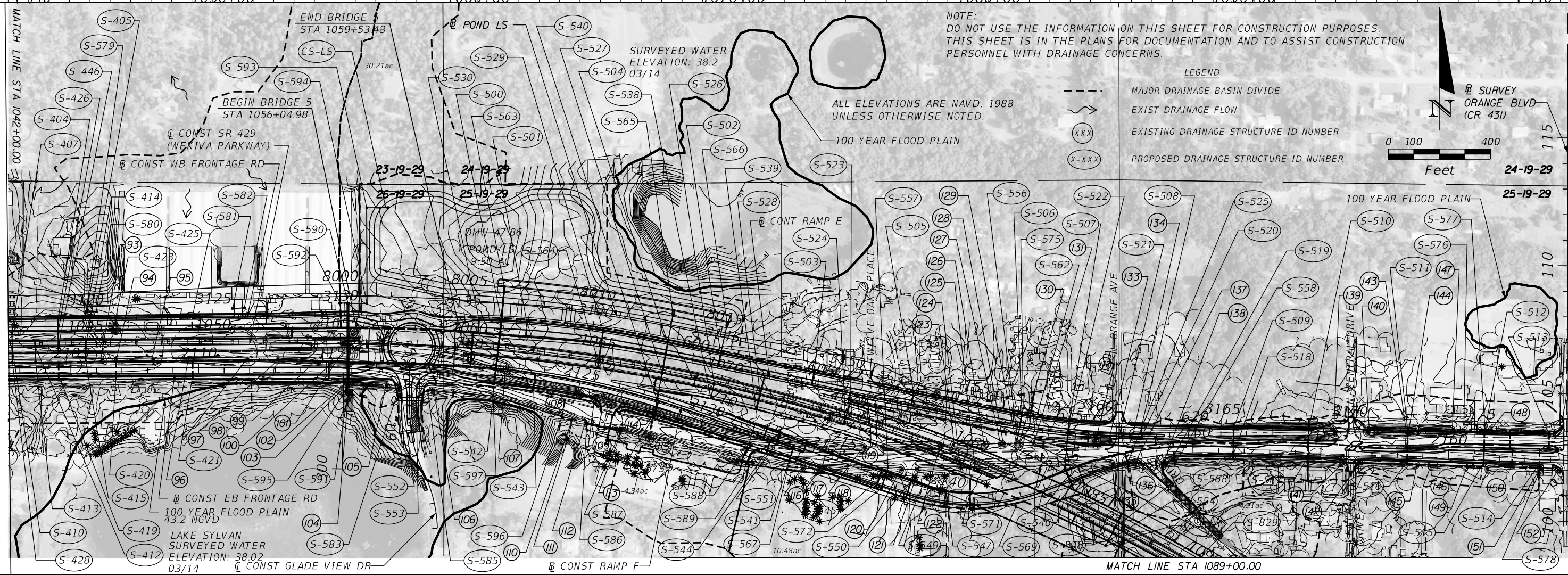
STATE OF FLORIDA DEPARTMENT OF TRANSPORTATION		
ROAD NO.	COUNTY	FINANCIAL PROJECT ID
429	SEMINOLE	240200-2-52-01

DRAINAGE MAP (2)

SHEET NO. 25

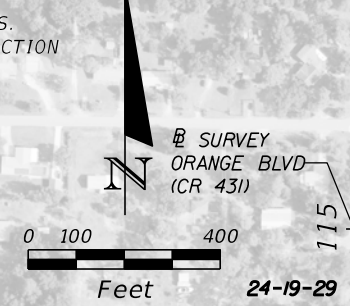


SCALE:
1" = 400' HORIZ
1" = 40' VERT

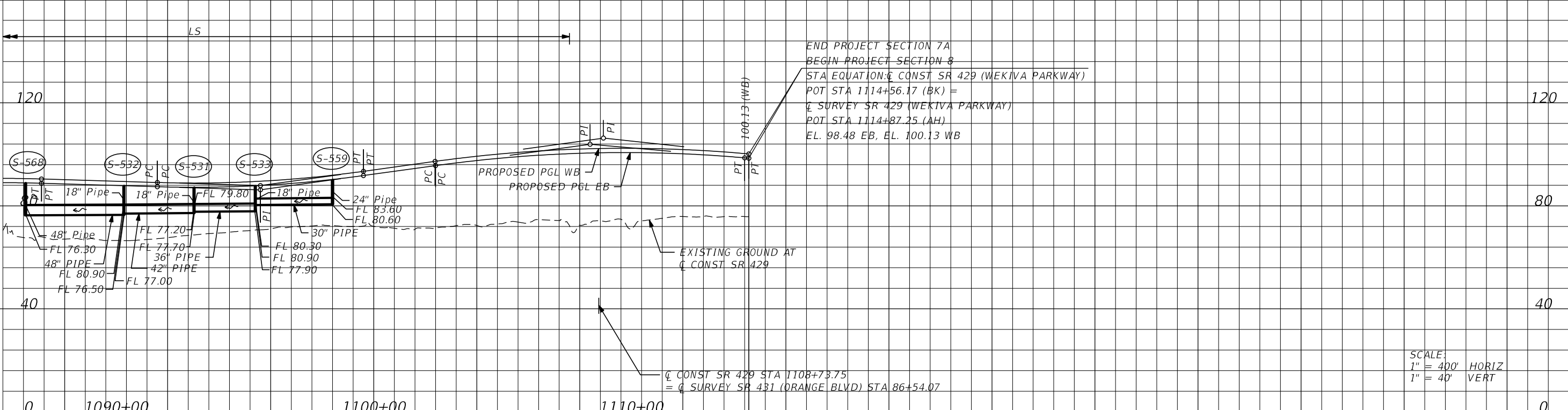


NOTE:
DO NOT USE THE INFORMATION ON THIS SHEET FOR CONSTRUCTION PURPOSES.
THIS SHEET IS IN THE PLANS FOR DOCUMENTATION AND TO ASSIST CONSTRUCTION
PERSONNEL WITH DRAINAGE CONCERNS.

- LEGEND
- MAJOR DRAINAGE BASIN DIVIDE
 - ~> EXIST DRAINAGE FLOW
 - (XXX) EXISTING DRAINAGE STRUCTURE ID NUMBER
 - (X-XXX) PROPOSED DRAINAGE STRUCTURE ID NUMBER

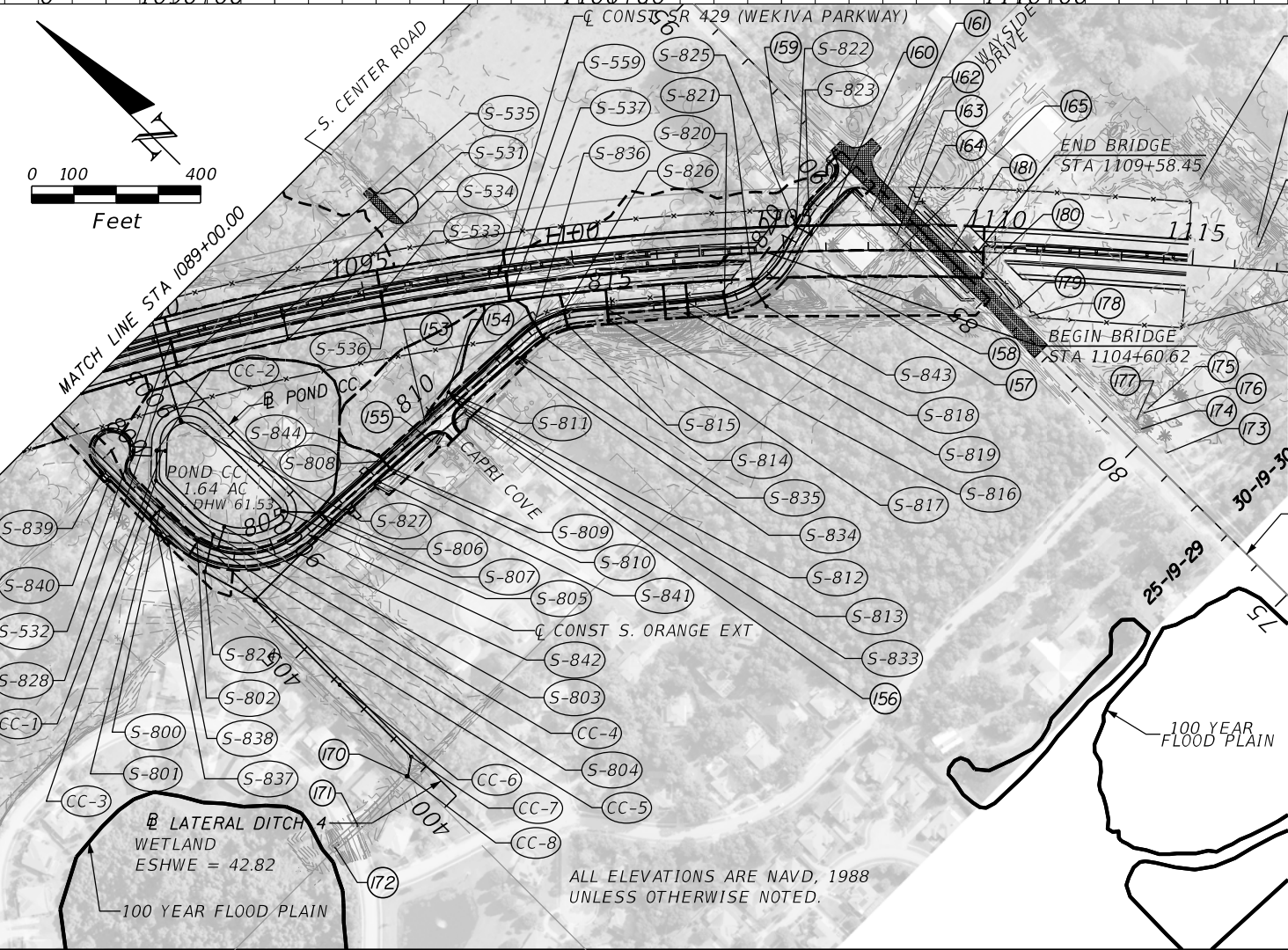


REVISIONS		REVISIONS		DUSTIN E. PERKINS P.E. LICENSE NO. 69225 URS CORPORATION 315 E. ROBINSON STREET, SUITE 245 ORLANDO, FL 32801-1949 PH (407) 422-0353 FAX (407) 423-2695 CERTIFICATE OF AUTHORIZATION NO. 000002	STATE OF FLORIDA DEPARTMENT OF TRANSPORTATION			SHEET NO. 26
DATE	DESCRIPTION	DATE	DESCRIPTION		ROAD NO.	COUNTY	FINANCIAL PROJECT ID	
					429	SEMINOLE	240200-2-52-01	



END PROJECT SECTION 7A
 BEGIN PROJECT SECTION 8
 STA EQUATION: Q CONST SR 429 (WEKIVA PARKWAY)
 POT STA 1114+56.17 (BK) =
 Q SURVEY SR 429 (WEKIVA PARKWAY)
 POT STA 1114+87.25 (AH)
 EL. 98.48 EB, EL. 100.13 WB

SCALE:
 1" = 400' HORIZ
 1" = 40' VERT



NOTE:
 DO NOT USE THE INFORMATION ON THIS SHEET FOR CONSTRUCTION PURPOSES.
 THIS SHEET IS IN THE PLANS FOR DOCUMENTATION AND TO ASSIST CONSTRUCTION
 PERSONNEL WITH DRAINAGE CONCERNS.

SUMMARY OF FLOOD DATA
 FINANCIAL PROJECT ID 240200-2-52-01
 DATE: 02/06/15

STRUCTURE NO.	STATION	DESIGN FLOOD		BASE FLOOD		OVERTOPPING FLOOD				GREATEST FLOOD								
		2% PROB.		50 YR.FREQ.		1% PROB.		100 YR.FREQ.		DISCHARGE		STAGE		PROB. %		FREQ. YR.		
		DISCHARGE	STAGE	DISCHARGE	STAGE	DISCHARGE	STAGE	DISCHARGE	STAGE	DISCHARGE	STAGE	DISCHARGE	STAGE	DISCHARGE	STAGE	DISCHARGE	STAGE	
CD-1	1019+82.25	57 CFS	37.12	62 CFS	37.46													
CD-2	1027+29.60	34 CFS	37.98	42 CFS	38.17													

NOTE: THE HYDRAULIC DATA IS SHOWN FOR INFORMATIONAL PURPOSES ONLY, TO INDICATE THE FLOOD DISCHARGES AND WATER SURFACE ELEVATIONS WHICH MAY BE ANTICIPATED IN ANY GIVEN YEAR. THIS DATA WAS GENERATED USING HIGHLY VARIABLE FACTORS DETERMINED BY A STUDY OF THE WATERSHED. MANY JUDGEMENTS AND ASSUMPTIONS ARE REQUIRED TO ESTABLISH THESE FACTORS. THE RESULTANT HYDRAULIC DATA IS SENSITIVE TO CHANGES, PARTICULARLY OF ANTECEDENT CONDITIONS, URBANIZATION, CHANNELIZATION, AND LAND USE. USERS OF THIS DATA ARE CAUTIONED AGAINST THE ASSUMPTION OF PRECISION WHICH CAN NOT BE ATTAINED. DISCHARGES ARE IN CUBIC FEET PER SECOND AND STAGES ARE IN FEET, NAVD, 1988.

DEFINITIONS:
 DESIGN FLOOD: THE FLOOD SELECTED BY F.D.O.T. TO BE UTILIZED TO ASSURE A STANDARD LEVEL OF HYDRAULIC PERFORMANCE.
 BASE FLOOD: THE FLOOD HAVING A 1% CHANCE OF BEING EXCEEDED IN ANY YEAR. (100 YR. FREQUENCY)
 OVERTOPPING FLOOD: THE FLOOD WHERE FLOW OCCURS (A) OVER THE HIGHWAY (B) OVER A WATERSHED DIVIDE OR (C) THRU EMERGENCY RELIEF STRUCTURES.
 GREATEST FLOOD: THE MOST SEVERE FLOOD WHICH CAN BE PREDICTED WHERE OVERTOPPING IS NOT PRACTICABLE, NORMALLY ONE WITH A 0.2% CHANCE OF BEING EXCEEDED IN ANY YEAR. (500 YR. FREQUENCY)

- LEGEND
- MAJOR DRAINAGE BASIN DIVIDE
 - ~ EXIST DRAINAGE FLOW
 - (XX) EXISTING DRAINAGE STRUCTURE ID NUMBER
 - (X-XX) PROPOSED DRAINAGE STRUCTURE ID NUMBER

PREPARED BY: MDB
 DATE: 2-6-2015

REVISIONS			
DATE	DESCRIPTION	DATE	DESCRIPTION

DUSTIN E. PERKINS
 P.E. LICENSE NO. 69225
 URS CORPORATION
 315 E. ROBINSON STREET, SUITE 245
 ORLANDO, FL 32801-1949
 PH (407) 422-0353 FAX (407) 423-2695
 CERTIFICATE OF AUTHORIZATION NO. 000002

STATE OF FLORIDA DEPARTMENT OF TRANSPORTATION		
ROAD NO.	COUNTY	FINANCIAL PROJECT ID
429	SEMINOLE	240200-2-52-01

DRAINAGE MAP (4)

SHEET NO.
 27

- ① INV 10.84 W (18" RCP)
- ② INV 14.46 E (18" RCP)
- ③ INV 20.24 W (24" RCP)
- ④ INV 20.26 E (24" RCP)
- ⑤ INV 22.42 W (18" RCP)
- ⑥ INV 23.88 E (18" RCP)
- ⑦ INV 27.41 W (18" CMP)
- ⑧ INV 28.99 E (18" CMP)
- ⑨ INV 28.08 W (30" CMP)
- ⑩ INV 28.60 E (30" CMP)
- ⑪ INV 34.94 W (18" RCP)
- ⑫ INV 37.68 E (18" RCP)
- ⑬ INV 56.63 W (15" CMP)
- ⑭ INV 56.51 E (15" CMP)
- ⑮ INV 55.32 W (15" CMP)
- ⑯ INV 55.28 E (15" CMP)
- ⑰ INV 54.28 N (24" RCP)
- ⑱ INV 54.27 S (24" RCP)
- ⑲ INV 54.12 W (18" RCP)
- ⑳ INV 54.18 E (18" RCP)
- ㉑ INV 53.35 NE (18" CMP)
- ㉒ CATCH BASIN
GRATE EL 56.41
INV EL 54.33
- ㉓ INV 51.83 W (18" RCP)
- ㉔ INV 52.00 E (18" RCP)
- ㉕ INV 52.13 W (18" RCP)
- ㉖ INV 52.09 E (18" RCP)
- ㉗ INV 54.48 W (24" CMP)
- ㉘ INV 54.53 E (24" CMP)
- ㉙ INV 52.01 W (18" RCP)
- ㉚ INV 52.02 E (18" RCP)
- ㉛ INV 52.45 W (18" RCP)
- ㉜ INV 52.76 E (18" RCP)
- ㉝ INV 52.49 W (30" CMP)
- ㉞ INV 52.34 E (30" CMP)
- ㉟ INV 51.63 W (30" CMP)
- ㊱ INV 52.32 E (30" CMP)
- ㊲ DITCH BLOCK
CREST EL 52.63
- ㊳ INV 49.65 W (30" CMP)
- ㊴ INV 49.21 E (30" CMP)
- ㊵ INV 44.82 W (24" RCP)
- ㊶ INV 43.09 E (24" RCP)
- ㊷ CONCRETE SPILLWAY
- ㊸ INV 42.19 W (24" RCP)
- ㊹ INV 41.19 E (24" RCP)
- ㊺ INV 38.75 W (30" CMP)
- ㊻ INV 38.18 E (30" CMP)
- ㊼ ENDWALL
INV 37.12 N (18" RCP)
- ㊽ ENDWALL
INV 37.79 S (18" RCP)
- ㊾ CONCRETE SPILLWAY
- ㊿ INV 38.49 W (24" CMP)
- ① INV 38.46 E (24" CMP)
- ② INV 33.99 W (30" RCP)
- ③ INV 33.22 E (30" RCP)
- ④ INV 36.92 W (30" RCP)
- ⑤ INV 36.92 E (30" RCP)
- ⑥ ENDWALL DOUBLE (42" RCP)
INVERT 32.94 W
INVERT 33.04 E
- ⑦ ENDWALL DOUBLE (42" RCP)
INVERT 33.19 W
INVERT 33.46 E
- ⑧ DITCH BLOCK
CREST EL 40.18
- ⑨ INV 39.60 W (18" CMP)
- ⑩ INV 39.75 E (18" CMP)
- ⑪ INV 39.80 W (18" RCP)
- ⑫ INV 39.83 E (18" RCP)
- ⑬ INV 39.59 W (18" RCP)
- ⑭ INV 39.57 E (18" RCP)
- ⑮ ENDWALL
9' X 2' CONCRETE BOX CULVERT
INV EL 36.34
- ⑯ CATCH BASIN
- ⑰ ENDWALL
9' X 2' CONCRETE BOX CULVERT
INV EL 36.56
- ⑱ INV 39.58 W (18" RCP)
- ⑲ INV 39.34 E (18" RCP)
- ⑳ INV 38.23 W (18" RCP)
- ㉑ INV 39.52 E (18" RCP)
- ㉒ INV 40.27 W (18" RCP)
- ㉓ INV 39.59 E (18" RCP)
- ㉔ INV 39.73 W (15" RCP)
- ㉕ INV 39.60 E (15" RCP)
- ㉖ INV 40.78 W (18" RCP)
- ㉗ INV 46.10 E (18" RCP)
- ㉘ INV 46.26 W (18" RCP)
- ㉙ INV 46.33 E (18" RCP)
- ㉚ INV 45.55 W (18" RCP)
- ㉛ INV 45.43 E (18" RCP)
- ㉜ INV 46.17 W (18" RCP)
- ㉝ INV 46.19 E (18" RCP)
- ㉞ INV 45.52 W (18" RCP)
- ㉟ INV 45.54 E (18" RCP)
- ① DITCH BLOCK
CREST EL 48.11
- ② ENDWALL 18" RCP
INV EL 46.05
- ③ ENDWALL 18" RCP
INV EL 46.30
- ④ INV 46.33 W (18" RCP)
- ⑤ INV 47.03 E (18" RCP)
- ⑥ INV 46.03 W (18" CMP)
- ⑦ INV 45.78 E (18" CMP)
- ⑧ INV 46.99 W (18" RCP)
- ⑨ INV 47.16 E (18" RCP)
- ⑩ INV 46.86 W (18" RCP)
- ⑪ INV 46.67 E (18" RCP)
- ⑫ INV 46.75 W (15" X 22" ERCP)
- ⑬ INV 46.70 E (15" X 22" ERCP)
- ⑭ INV 46.63 W (18" RCP)
- ⑮ INV 46.64 E (18" RCP)
- ⑯ HEADWALL
INV 43.43 N (36" RCP)
- ⑰ ENDWALL
INV 41.85 S (36" RCP)
- ⑱ INV 42.10 N (36" RCP)
- ⑳ INV 39.93 S (36" RCP)
- ㉑ INV 43.00 W (24" RCP)
- ㉒ INV 44.15 E (24" RCP)
- ㉓ DITCH BLOCK
CREST EL 49.58
- ㉔ INV 47.56 W (24" RCP)
- ㉕ INV 47.67 E (24" RCP)
- ㉖ INV 49.30 N (18" RCP)
- ㉗ CATCH BASIN (18" RCP)
GRATE EL 52.95
INV EL 49.39
- ㉘ INV 49.35 W (24" RCP)
- ㉙ INV 49.00 E (24" RCP)
- ㉚ DOUBLE HEADWALL (24" RCP)
INV EL 48.40 W
INV EL 48.41 E
- ㉛ DOUBLE U ENDWALL (24" RCP)
INV EL 48.86 W
INV EL 48.76 E
- ㉜ INV 55.57 W (18" CMP)
- ㉝ INV 55.68 E (18" CMP)
- ㉞ INV 55.89 W (24" CMP)
- ㉟ INV 56.41 E (24" CMP)
- ① INV 58.29 W (18" CMP)
- ② INV 58.69 E (18" CMP)
- ③ INV 57.56 W (24" CMP)
- ④ INV 58.02 E (24" CMP)
- ⑤ INV 58.69 W (24" CMP)
- ⑥ INV 59.21 E (24" CMP)
- ⑦ INV 58.86 W (24" CMP)
- ⑧ INV 59.38 E (24" CMP)
- ⑨ INV 59.32 W (24" CMP)
- ⑩ INV 59.81 E (24" CMP)
- ⑪ INV 59.79 W (24" CMP)
- ⑫ INV 60.14 E (24" CMP)
- ⑬ DITCH BLOCK
CREST EL 61.74
- ⑭ INV 61.98 W (24" RCP)
- ⑮ INV 62.07 E (24" RCP)
- ⑯ INV 61.43 W (24" CMP)
- ⑰ INV 61.56 E (24" CMP)
- ⑱ INV 62.28 W (24" CMP)
- ⑲ INV 62.43 E (24" CMP)
- ⑳ INV 62.12 W (24" RCP)
- ㉑ INV 62.51 E (24" RCP)
- ㉒ INV 63.81 W (18" CMP)
- ㉓ INV 64.72 E (18" CMP)
- ㉔ INV 62.81 N (18" RCP)
- ㉕ INV 63.29 S (18" RCP)
- ㉖ INV 65.67 W (18" CMP)
- ㉗ INV 66.25 E (18" CMP)
- ㉘ INV 63.47 W (18" RCP)
- ㉙ INV 65.06 E (18" RCP)
- ㉚ INV 66.19 W (18" PVC)
- ① INV 65.67 E (18" PVC)
- ② INV 65.91 W (18" CMP)
- ③ INV 65.80 E (18" CMP)
- ④ INV 67.89 W (12" X 18" ERCP)
- ⑤ INV 67.95 E (12" X 18" ERCP)
- ⑥ INV 68.05 W (12" X 18" ERCP)
- ⑦ INV 68.28 E (12" X 18" ERCP)
- ⑧ CATCH BASIN
GRATE EL 72.50
SE INV EL 69.57
- ⑩ INV 69.43 NW (15" PVC)
- ⑪ CONCRETE FLUME
- ⑫ CATCH BASIN
GRATE EL 72.32
SE INV EL 70.16
- ⑬ CATCH BASIN
GRATE EL 72.64
NW INV EL 69.95
SE INV EL 69.79
E INV EL 69.85
- ⑭ INV 69.91 E (15" PVC)
- ⑮ CATCH BASIN
GRATE EL 72.55
N INV EL 69.54
E INV EL 69.55
SW INV EL 69.52
- ⑰ INV 69.67 E (15" PVC)
- ⑱ INV 69.65 NE (15" PVC)
- ⑲ CATCH BASIN
GRATE EL 72.50
INV EL 70.16
- ㉑ INV 69.34 E (18" RCP)
- ㉒ INV 69.32 S (18" RCP)
- ㉓ INV 69.35 N (18" RCP)
- ㉔ CATCH BASIN
GRATE EL 56.32
N INV EL 53.18
W INV EL 51.68
- ㉕ MANHOLE
RIM EL 52.81
E INV EL 47.83
W INV EL 46.51
N INV EL 48.53
- ㉖ INV 45.40 W (36" RCP)
- ㉗ INV 72.13 S (12" X 18" RCP)
- ① INV 720.04 N (12" X 18" RCP)
- ② CATCH BASIN (15" RCP)
GRATE EL 73.93
W INV EL 70.43
E INV EL 70.43
- ③ HEADWALL
WEIR EL 74.52
W INV EL 71.52
E INV EL 70.43
- ④ INV 71.58 (12" X 18" ERCP)
- ⑤ INV 72.20 S (12" X 18" ERCP)
- ⑥ INV 71.99 N (12" X 18" ERCP)
- ⑦ INV 72.64 S (12" X 18" ERCP)
- ⑧ INV 72.46 N (12" X 18" ERCP)

REVISIONS				DUSTIN E. PERKINS P.E. LICENSE NO. 69225 URS CORPORATION 315 E. ROBINSON STREET, SUITE 245 ORLANDO, FL 32801-1949 PH (407) 422-0353 FAX (407) 423-2695 CERTIFICATE OF AUTHORIZATION NO. 000002	STATE OF FLORIDA DEPARTMENT OF TRANSPORTATION			EXISTING DRAINAGE STRUCTURES	SHEET NO. 28
DATE	DESCRIPTION	DATE	DESCRIPTION		ROAD NO.	COUNTY	FINANCIAL PROJECT ID		
					429	SEMINOLE	240200-2-52-01		

PRELIMINARY: NOT FOR CONSTRUCTION

PROPOSED DRAINAGE SUB BASIN AREAS FOR WEKIVA PARKWAY SECTION 7A

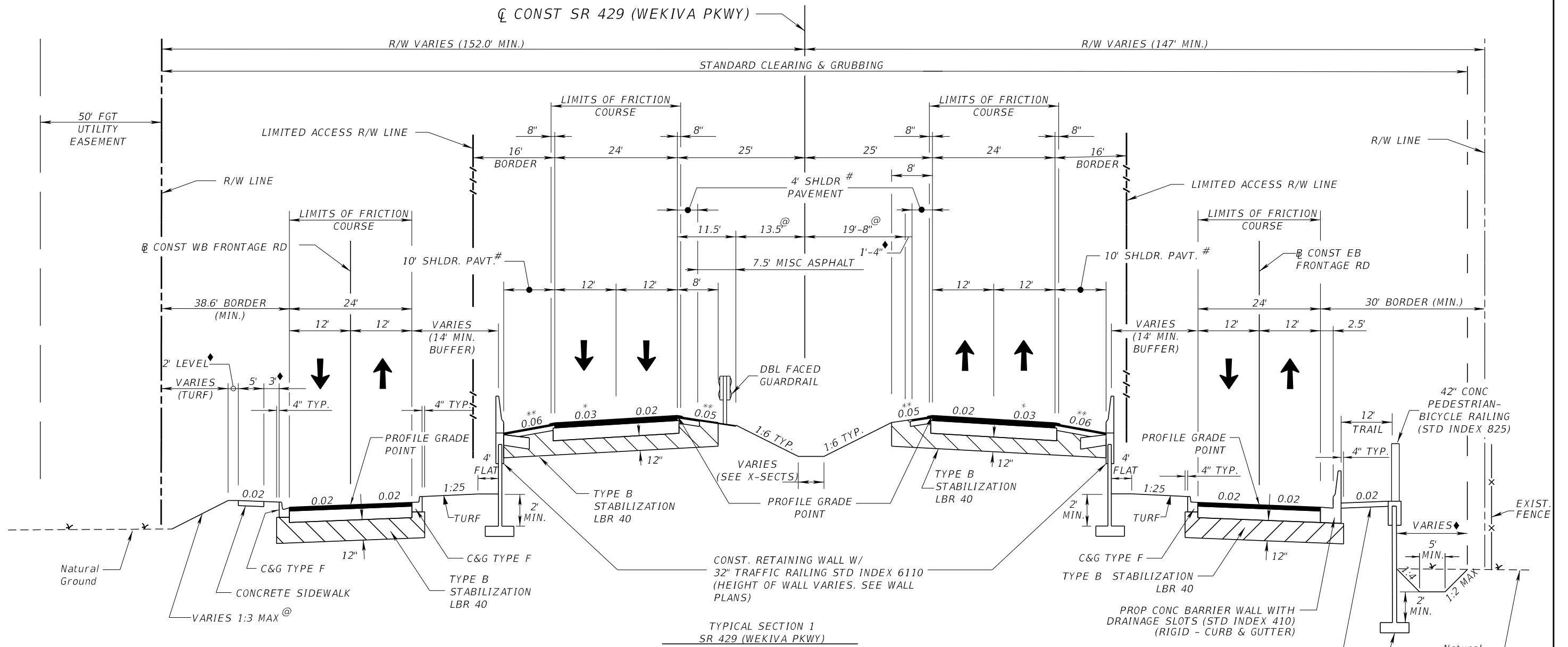
STRUCTURE NUMBER	AREA (AC.)	STRUCTURE NUMBER	AREA (AC.)	STRUCTURE NUMBER	AREA (AC.)	STRUCTURE NUMBER	AREA (AC.)	STRUCTURE NUMBER	AREA (AC.)	STRUCTURE NUMBER	AREA (AC.)	STRUCTURE NUMBER	AREA (AC.)	STRUCTURE NUMBER	AREA (AC.)	STRUCTURE NUMBER	AREA (AC.)	STRUCTURE NUMBER	AREA (AC.)	STRUCTURE NUMBER	AREA (AC.)	STRUCTURE NUMBER	AREA (AC.)		
S-100	0.300	S-134	***	S-207	0.467	S-241	N/A	S-275	***	S-330	0.213	S-364	0.472	S-406	0.851	S-439	N/A	S-517	0.583	S-550	0.177	S-584	***	S-819	0.029
S-101	0.296	S-135	1.105	S-208	0.313	S-242	N/A	S-276	N/A	S-331	0.488	S-365	0.092	S-407	0.295	S-440	N/A	S-517A	0.300	S-551	0.476	S-585	0.166	S-820	0.166
S-102	0.285	S-136	N/A	S-209	0.901	S-243	0.306	S-277	N/A	S-332	0.158	S-366	0.435	S-408	0.339	S-441	N/A	S-518	0.917	S-552	0.560	S-586	N/A	S-821	0.182
S-103	0.230	S-137	N/A	S-210	0.171	S-244	0.179	S-278	7.847	S-333	0.166	S-367	N/A	S-409	***	S-442	N/A	S-519	0.331	S-553	0.229	S-587	N/A	S-822	N/A
S-104	0.291	S-138	N/A	S-211	0.249	S-245	0.125	S-300	0.951	S-334	0.202	S-368	N/A	S-410	0.263	S-443	0.362	S-520	0.152	S-554	0.170	S-588	N/A	S-823	0.286
S-105	0.639	S-139	N/A	S-212	1.192	S-246	***	S-301	0.232	S-335	1.466	S-369	0.717	S-411	1.292	S-444	***	S-521	0.183	S-555	0.629	S-589	N/A	S-824	0.751
S-106	0.169	S-140	N/A	S-213	***	S-247	***	S-302	0.535	S-336	0.083	S-370	N/A	S-412	0.152	S-445	***	S-522	0.654	S-556	1.011	S-590	7.756	S-825	1.102
S-107	0.641	S-141	***	S-214	***	S-248	***	S-303	0.176	S-337	0.196	S-371	0.449	S-413	0.314	S-446	0.122	S-523	0.094	S-557	1.847	S-591	N/A	S-826	N/A
S-108	0.285	S-142	***	S-215	0.389	S-249	0.683	S-304	0.551	S-338	0.462	S-372	0.344	S-414	1.954	S-447	0.086	S-524	1.666	S-558	0.940	S-592	22.454	S-827	N/A
S-109	0.199	S-143	***	S-216	0.253	S-250	N/A	S-305	0.459	S-339	0.377	S-373	0.166	S-415	1.759	S-448	N/A	S-525	1.182	S-559	1.876	S-593	N/A	S-828	1.070
S-110	0.757	S-144	N/A	S-217	0.382	S-251	N/A	S-306	0.316	S-340	0.696	S-374	N/A	S-416	0.845	S-449	1.111	S-526	0.886	S-560	***	S-594	N/A	S-829	4.890
S-111	0.294	S-145	***	S-218	0.720	S-252	0.291	S-307	0.091	S-341	0.198	S-375	N/A	S-417	0.995	S-450	N/A	S-527	0.568	S-561	***	S-595	0.384	S-830	***
S-112	0.280	S-146	N/A	S-219	0.491	S-253	8.490	S-308	0.602	S-342	0.745	S-376	N/A	S-418	0.739	S-451	N/A	S-528	0.892	S-562	0.184	S-596	0.003	S-831	***
S-113	***	S-147	N/A	S-220	0.313	S-254	0.923	S-309	1.229	S-343	0.576	S-377	1.344	S-419	0.357	S-452	1.502	S-529	0.362	S-563	N/A	S-597	N/A	S-832	***
S-114	0.305	S-148	N/A	S-221	0.855	S-255	0.083	S-310	0.393	S-344	0.014	S-378	0.288	S-420	0.491	S-453	0.225	S-530	0.763	S-564	1.038	CS-LS	0.001	S-833	0.164
S-115	0.751	S-149	N/A	S-222	0.130	S-256	0.472	S-311	0.766	S-345	0.215	S-379	1.452	S-421	0.897	CS-YL2	N/A	S-531	1.004	S-565	N/A	S-800	0.177	S-834	N/A
S-116	0.752	S-150	N/A	S-223	0.240	S-257	0.209	S-312	0.510	S-346	0.293	S-380	1.193	S-422	0.437	CS-YL2A	N/A	S-532	0.752	S-566	N/A	S-801	0.174	S-835	N/A
S-117	0.240	S-151	N/A	S-224	1.194	S-258	***	S-313	0.406	S-347	0.049	S-381	0.511	S-423	0.403	S-500	0.284	S-533	0.591	S-567	0.617	S-802	0.138	S-836	N/A
S-118	0.018	S-152	N/A	S-225	***	S-259	N/A	S-314	0.406	S-348	0.049	S-382	N/A	S-424	0.545	S-501	0.450	S-534	0.554	S-568	0.443	S-803	N/A	S-837	N/A
S-119	0.014	S-153	N/A	S-226	0.390	S-260	0.796	S-315	0.021	S-349	0.649	S-383	N/A	S-425	0.809	S-502	0.518	S-535	0.269	S-569	0.992	S-804	0.396	S-838	N/A
S-120	0.437	S-154	N/A	S-227	0.511	S-261	0.747	S-316	0.773	S-350	0.422	S-384	1.640	S-426	0.747	S-503	0.552	S-536	0.243	S-570	N/A	S-805	N/A	S-839	N/A
S-121	N/A	S-155	N/A	S-228	0.398	S-262	N/A	S-317	0.774	S-351	0.173	S-385	N/A	S-427	0.458	S-504	0.287	S-537	1.273	S-571	0.307	S-806	0.267	S-840	N/A
S-122	***	S-156	0.421	S-229	1.214	S-263	N/A	S-318	1.192	S-352	0.605	S-386	N/A	S-428	0.197	S-505	0.597	S-538	0.355	S-572	N/A	S-807	0.095	S-841	N/A
S-123	N/A	S-157	N/A	S-230	0.447	S-264	N/A	S-319	0.900	S-353	0.245	S-387	1.656	S-429	0.463	S-506	0.249	S-539	1.215	S-573	0.731	S-808	0.119	S-842	N/A
S-124	N/A	S-158	N/A	S-231	0.259	S-265	N/A	S-320	0.355	S-354	0.526	S-388	0.550	S-430	0.243	S-507	0.394	S-540	0.995	S-574	***	S-809	0.119	S-843	1.366
S-125	0.301	S-159	N/A	S-232	0.374	S-266	N/A	S-321	0.221	S-355	N/A	CS-YL1	N/A	S-430A	0.128	S-508	0.671	S-541	0.089	S-575	0.166	S-810	0.186	S-844	1.160
S-126	0.179	Sec-6	5.165	S-233	0.849	S-267	***	S-322	0.664	S-356	0.082	CD-1A	N/A	S-431	0.243	S-509	0.644	S-542	0.668	S-576	1.246	S-811	0.396	CC-1	N/A
S-127	0.012	S-200	0.392	S-234	***	S-268	N/A	S-323	1.312	S-357	0.344	CD-1B	N/A	S-432	***	S-510	0.843	S-543	0.836	S-577	0.844	S-812	0.094	CC-2	N/A
S-128	N/A	S-201	0.416	S-235	0.130	S-269	0.131	S-324	0.797	S-358	0.306	S-400	0.537	S-433	***	S-511	0.510	S-544	0.122	S-578	1.075	S-813	0.152	CC-3	N/A
S-129	N/A	S-202	0.411	S-236	0.236	S-270	0.133	S-325	0.684	S-359	0.090	S-401	0.204	S-434	0.572	S-512	0.161	S-545	0.035	S-579	N/A	S-814	0.170	CC-4	N/A
S-130	0.805	S-203	0.192	S-237	0.205	S-271	0.138	S-326	0.205	S-360	0.256	S-402	0.347	S-435	0.537	S-513	0.243	S-546	0.118	S-580	N/A	S-815	0.195	CC-5	N/A
S-131	4.605	S-204	0.317	S-238	0.197	S-272	8.631	S-327	0.294	S-361	0.169	S-403	0.211	S-436	0.670	S-514	0.185	S-547	0.143	S-581	N/A	S-816	0.185	CC-6	N/A
S-132	0.057	S-205	0.858	S-239	0.045	S-273	***	S-328	1.131	S-362	0.427	S-404	0.394	S-437	0.092	S-515	0.190	S-548	0.726	S-582	N/A	S-817	0.072	CC-7	N/A
S-133	N/A	S-206	0.410	S-240	0.082	S-274	***	S-329	0.609	S-363	0.406	S-405	0.302	S-438	N/A	S-516	0.467	S-549	0.234	S-583	N/A	S-818	0.073	CC-8	N/A

*** Indicate structure number is not used.

PROPOSED SUB BASIN AREAS
WEKIVA PARKWAY SECTION 7A

REVISIONS				DUSTIN E. PERKINS P.E. LICENSE NO. 69225 URS CORPORATION 315 E. ROBINSON STREET, SUITE 245 ORLANDO, FL 32801-1949 PH (407) 422-0353 FAX (407) 423-2695 CERTIFICATE OF AUTHORIZATION NO. 000002	STATE OF FLORIDA DEPARTMENT OF TRANSPORTATION			SUMMARY OF DRAINAGE AREAS	SHEET NO. 29
DATE	DESCRIPTION	DATE	DESCRIPTION		ROAD NO.	COUNTY	FINANCIAL PROJECT ID		
					429	SEMINOLE	240200-2-52-01		

PRELIMINARY: NOT FOR CONSTRUCTION



LEGEND:

- * SEE PROFILES FOR CROSS SLOPE TRANSITION FROM 0.03 TO 0.02 ON BRIDGE APPROACHES
- ** SEE NON-STANDARD SHOULDER SUPERELEVATION TABLES FOR NON-STANDARD SHOULDER CROSS SLOPE LOCATIONS AND TRANSITIONS
- # WITH GROUND-IN RUMBLE STRIPS
- @ TURF
- ◆ SOD

SR 429 (WEKIVA PKWY) TRAFFIC DATA
 CURRENT YEAR = 2013 AADT = 29,000
 OPENING YEAR ESTIMATE = 2020 AADT = 43,000
 DESIGN YEAR ESTIMATE = 2040 AADT = 82,500
 K = 9.0 % D = 56.4 % T = 10.5 % (24 HOUR)
 DESIGN HOUR T = 7.7 %
 DESIGN SPEED = 70 MPH

EB & WB FRONTAGE ROADS TRAFFIC DATA
 CURRENT YEAR = 2013 AADT = 4,150
 OPENING YEAR ESTIMATE = 2020 AADT = 5,000
 DESIGN YEAR ESTIMATE = 2040 AADT = 7,750
 K = 9.0 % D = N/A T = 10.5 % (24 HOUR)
 DESIGN HOUR T = 7.7 %
 DESIGN SPEED = 45 MPH
 ***DESIGN SPEED = 25 MPH

SR 429 NEW CONSTRUCTION
 OPTIONAL BASE GROUP 09 WITH
 TYPE SP STRUCTURAL COURSE (TRAFFIC D) (2 1/2")
 TYPE SP STRUCTURAL COURSE (TRAFFIC D) (1 1/2") (PG 76-22 (PMA)) AND
 FRICTION COURSE (FC-5) 3/4" (PG 76-22 (PMA))

SR 429 SHOULDER PAVEMENT
 OPTIONAL BASE GROUP 03 WITH
 TYPE SP STRUCTURAL COURSE (TRAFFIC B) (1 1/2")

FRONTAGE ROADS NEW CONSTRUCTION
 OPTIONAL BASE GROUP 09 WITH
 TYPE SP STRUCTURAL COURSE (TRAFFIC C) (2") AND
 FRICTION COURSE FC-9.5 (1") (PG 76-22 (ARB))

FRONTAGE ROAD SHOULDER PAVEMENT
 OPTIONAL BASE GROUP 01 WITH
 FRICTION COURSE FC-9.5 (1") (PG 76-22 (ARB))

NOTES:

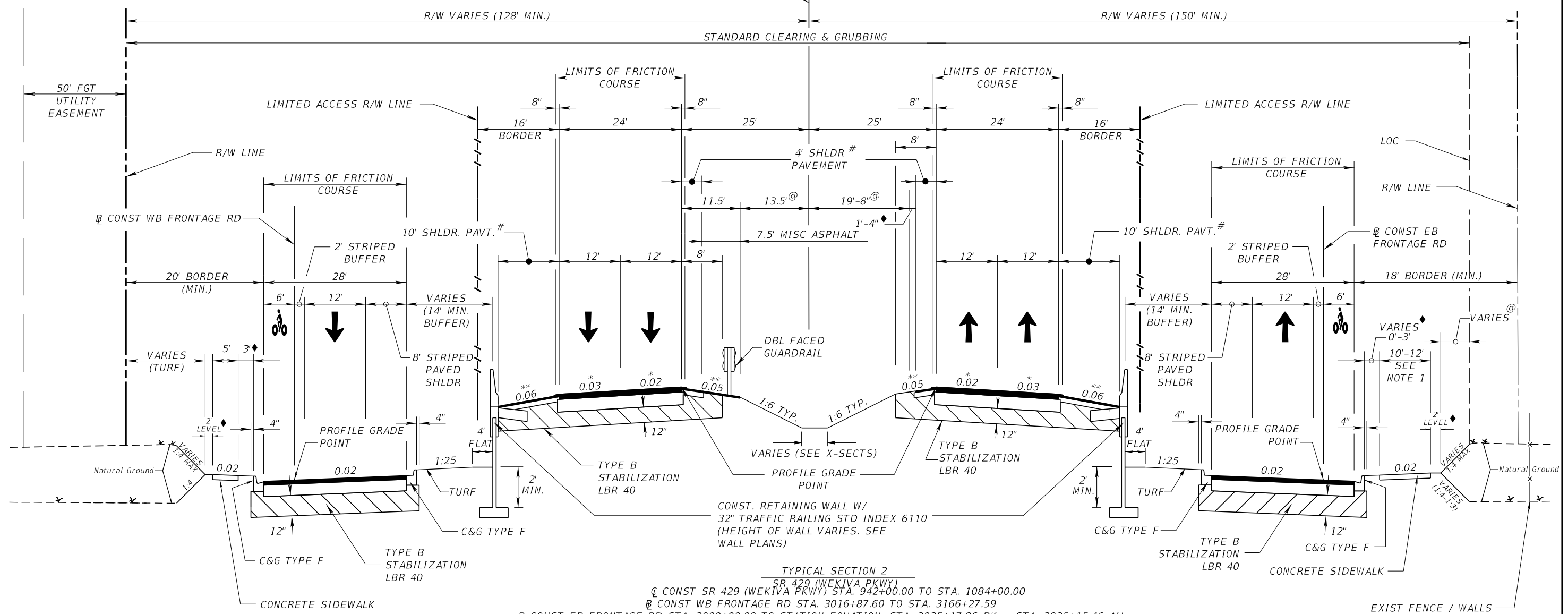
(1) PAVEMENT CORING DATA, INCLUDING BASE MATERIAL TYPE AND THICKNESS, IS AVAILABLE ON THE DEPARTMENT'S WEBSITE. THE URL FOR OBTAINING THIS INFORMATION IS LOCATED AT:
 FTP://FTP.DOT.STATE.FL.US/LTS/D5/CONSTRUCTION/PAVEMENTCORINGDATA/
 THE DATA REPRESENTS MATERIALS ENCOUNTERED AT EACH CORING LOCATION. MATERIAL VARIATIONS BETWEEN CORES SHOULD BE ANTICIPATED AS INDICATED IN SECTION 2-4 OF THE STANDARD SPECIFICATIONS.

(2) SEE TYPICAL SECTION DETAILS FOR FRONTAGE RD SHOULDER PAVEMENT, DITCHES AND GRAVITY WALL LOCATIONS

REVISIONS				GARFIELD L. FOSTER P.E. LICENSE NO. 59893 URS CORPORATION 315 E. ROBINSON STREET, SUITE 245 ORLANDO, FL 32801-1949 PH (407) 422-0353 FAX (407) 423-2695 CERTIFICATE OF AUTHORIZATION NO. 000002	STATE OF FLORIDA DEPARTMENT OF TRANSPORTATION			TYPICAL SECTION (1) SR 429	SHEET NO. 30
DATE	DESCRIPTION	DATE	DESCRIPTION		ROAD NO.	COUNTY	FINANCIAL PROJECT ID		
					429	SEMINOLE	240200-2-52-01		

PRELIMINARY: NOT FOR CONSTRUCTION

CL CONST SR 429 (WEKIVA PKWY)



TYPICAL SECTION 2
 SR 429 (WEKIVA PKWY)
 CL CONST SR 429 (WEKIVA PKWY) STA. 942+00.00 TO STA. 1084+00.00
 CL CONST WB FRONTAGE RD STA. 3016+87.60 TO STA. 3166+27.59
 CL CONST EB FRONTAGE RD STA. 2000+00.00 TO STATION EQUATION: STA. 2025+17.86 BK = STA. 2025+15.46 AH
 CL CONST EB FRONTAGE RD STA. 2025+15.46 TO STA. 2152+06.00

SR 429 (WEKIVA PKWY) TRAFFIC DATA
 CURRENT YEAR = 2013 AADT = 29,000
 OPENING YEAR ESTIMATE = 2020 AADT = 43,000
 DESIGN YEAR ESTIMATE = 2040 AADT = 82,500
 K = 9.0 % D = 56.4 % T = 10.5 % (24 HOUR)
 DESIGN HOUR T = 7.7 %
 DESIGN SPEED = 70 MPH

EB & WB FRONTAGE ROADS TRAFFIC DATA
 CURRENT YEAR = 2013 AADT = 4,150
 OPENING YEAR ESTIMATE = 2020 AADT = 5,000
 DESIGN YEAR ESTIMATE = 2040 AADT = 7,750
 K = 9.0 % D = N/A T = 10.5 % (24 HOUR)
 DESIGN HOUR T = 7.7 %
 DESIGN SPEED = 45 MPH

SR 429 NEW CONSTRUCTION
 OPTIONAL BASE GROUP 09 WITH
 TYPE SP STRUCTURAL COURSE (TRAFFIC D) (2 1/2")
 TYPE SP STRUCTURAL COURSE (TRAFFIC D) (1 1/2") (PG 76-22 (PMA)) AND
 FRICTION COURSE (FC-5) 3/4" (PG 76-22 (PMA))

SR 429 SHOULDER PAVEMENT
 OPTIONAL BASE GROUP 03 WITH
 TYPE SP STRUCTURAL COURSE (TRAFFIC B) (1 1/2")

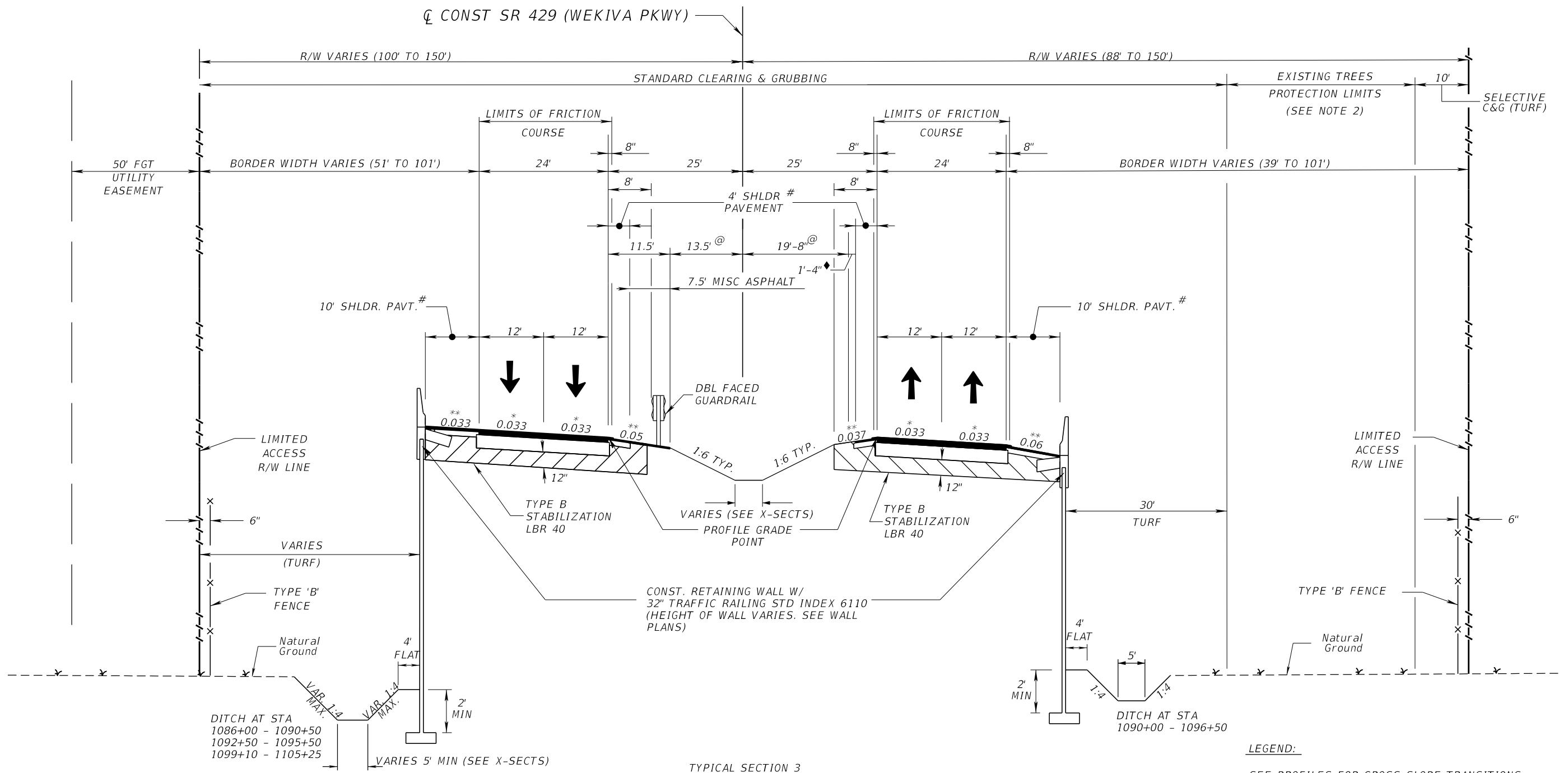
FRONTAGE ROADS NEW CONSTRUCTION
 OPTIONAL BASE GROUP 09 WITH
 TYPE SP STRUCTURAL COURSE (TRAFFIC C) (2") AND
 FRICTION COURSE FC-9.5 (1") (PG 76-22 (ARB))

NOTES:
 (1) 12' FROM STA 2000+00.00 TO CR 46A LONGWOOD MARKHAM ROAD (STA 2026+00.00).
 10' FROM CR 46A LONGWOOD MARKHAM ROAD (STA 2026+00.00) TO STA 2152+06.00.
 (2) SEE TYPICAL SECTION DETAILS FOR HIGH SIDE OUTSIDE SHOULDER SUPERELEVATION, FRONTAGE ROAD DITCH, GRAVITY WALL, AND RETAINING WALL LOCATIONS.

- LEGEND:**
- * SEE PROFILES FOR CROSS SLOPE TRANSITIONS AT BRIDGE APPROACHES AND AT SUPERELEVATED SECTIONS.
 - ** SEE NON-STANDARD SHOULDER SUPERELEVATION TABLES FOR NON-STANDARD SHOULDER CROSS SLOPE LOCATIONS AND TRANSITIONS
 - # WITH GROUND-IN RUMBLE STRIPS
 - @ TURF
 - ◆ SOD
 - LOC LIMITS OF CONSTRUCTION
 - 🚲 BIKE LANE

REVISIONS				GARFIELD L. FOSTER P.E. LICENSE NO. 59893 URS CORPORATION 315 E. ROBINSON STREET, SUITE 245 ORLANDO, FL 32801-1949 PH (407) 422-0353 FAX (407) 423-2695 CERTIFICATE OF AUTHORIZATION NO. 000002	STATE OF FLORIDA DEPARTMENT OF TRANSPORTATION			TYPICAL SECTION (2) SR 429	SHEET NO. 31
DATE	DESCRIPTION	DATE	DESCRIPTION		ROAD NO.	COUNTY	FINANCIAL PROJECT ID		
					429	SEMINOLE	240200-2-52-01		

PRELIMINARY: NOT FOR CONSTRUCTION



SR 429 (WEKIVA PKWY) TRAFFIC DATA
 CURRENT YEAR = 2013 AADT = 29,000
 OPENING YEAR ESTIMATE = 2020 AADT = 43,000
 DESIGN YEAR ESTIMATE = 2040 AADT = 82,500
 K = 9.0 % D = 56.4 % T = 10.5 % (24 HOUR)
 DESIGN HOUR T = 7.7 %
 DESIGN SPEED = 70 MPH

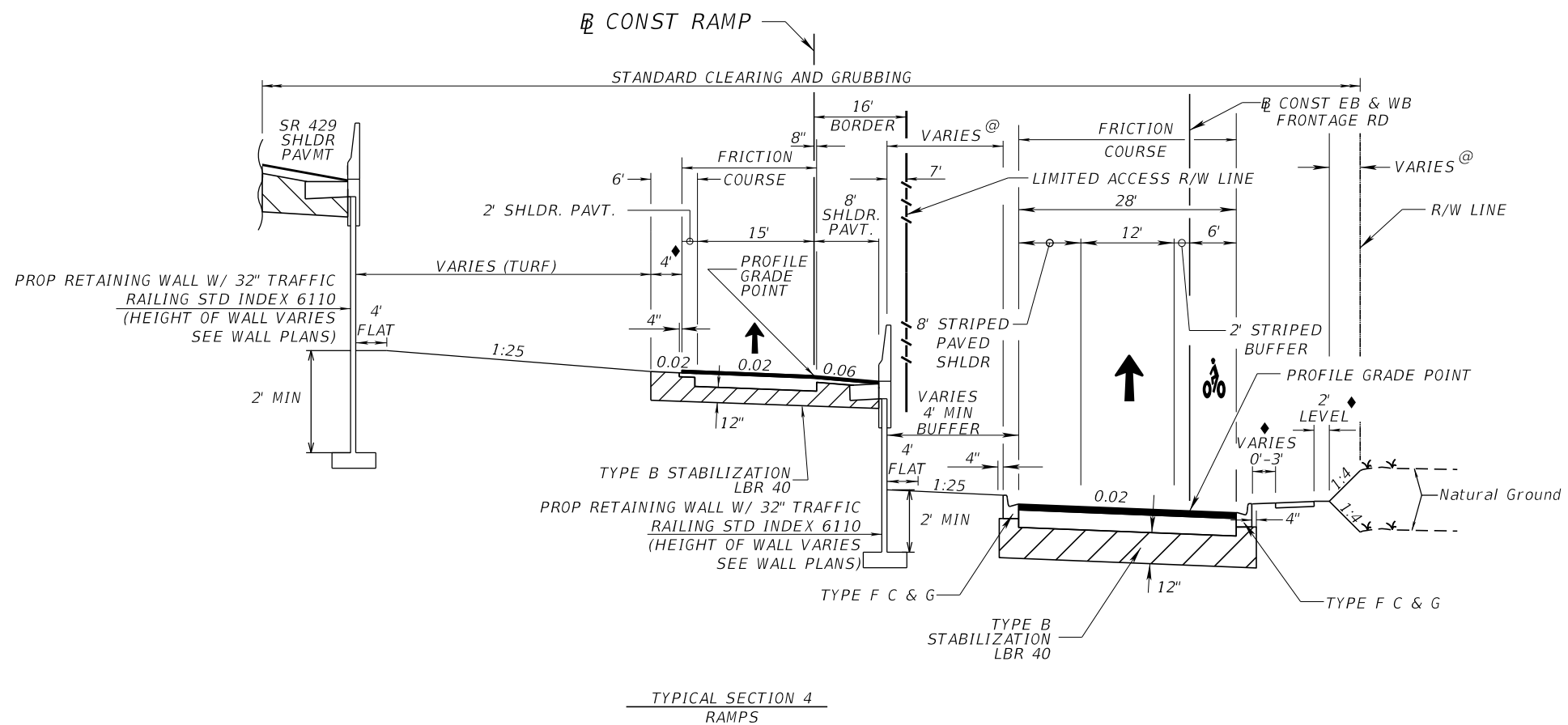
SR 429 NEW CONSTRUCTION
 OPTIONAL BASE GROUP 09 WITH
 TYPE SP STRUCTURAL COURSE (TRAFFIC D) (2 1/2")
 TYPE SP STRUCTURAL COURSE (TRAFFIC D) (1 1/2") (PG 76-22 (PMA)) AND
 FRICTION COURSE (FC-5) 3/4" (PG 76-22 (PMA))

SR 429 SHOULDER PAVEMENT
 OPTIONAL BASE GROUP 03 WITH
 TYPE SP STRUCTURAL COURSE (TRAFFIC B) (1 1/2")

- LEGEND:**
- * SEE PROFILES FOR CROSS SLOPE TRANSITIONS AT BRIDGE APPROACHES AND SUPERELEVATED SECTIONS
 - ** SEE NON-STANDARD SUPERELEVATION TABLES FOR NON-STANDARD SHOULDER CROSS SLOPE LOCATIONS AND TRANSITIONS
 - # WITH GROUND-IN RUMBLE STRIPS
 - @ TURF
 - ◆ SOD
- NOTE:**
- 1) SEE TYPICAL SECTION DETAILS FOR HIGH SIDE OUTSIDE SHOULDER SUPERELEVATION DETAILS.
 - 2) SEE TTCP PLANS FOR DETAILS OF TREE PROTECTION LIMITS.

REVISIONS				GARFIELD L. FOSTER P.E. LICENSE NO. 59893 URS CORPORATION 315 E. ROBINSON STREET, SUITE 245 ORLANDO, FL 32801-1949 PH (407) 422-0353 FAX (407) 423-2695 CERTIFICATE OF AUTHORIZATION NO. 000002	STATE OF FLORIDA DEPARTMENT OF TRANSPORTATION			TYPICAL SECTION (3) SR 429	SHEET NO. 32
DATE	DESCRIPTION	DATE	DESCRIPTION		ROAD NO.	COUNTY	FINANCIAL PROJECT ID		
					429	SEMINOLE	240200-2-52-01		

PRELIMINARY: NOT FOR CONSTRUCTION



RAMP	STATION TO STATION	DESIGN SPEED	2013 AADT	2020 AADT	2040 AADT
RAMP A	205+73.78 - 211+30.37	50 MPH	100	150	250
RAMP B	304+04.97 - 309+08.45	50 MPH	100	150	250
RAMP C	403+84.27 - 407+70.78	50 MPH	2100	2900	5000
RAMP D	504+48.94 - 507+61.14	50 MPH	2100	2900	5000
RAMP E	605+16.41 - 619+00.00	50 MPH	6000	7500	11250
RAMP F	705+63.79 - 713+65.25	50 MPH	6000	7500	11250

RAMP TRAFFIC DATA

CURRENT YEAR = 2013 AADT = SEE TABLE
 OPENING YEAR ESTIMATE = 2020 AADT = SEE TABLE
 DESIGN YEAR ESTIMATE = 2040 AADT = SEE TABLE
 K = 9.0 % D = N/A T = 10.5 % (24 HOUR)
 DESIGN HOUR T = 7.7 %
 DESIGN SPEED = SEE TABLE

NEW CONSTRUCTION
 OPTIONAL BASE GROUP 09 WITH
 TYPE SP STRUCTURAL COURSE (TRAFFIC C) (2 1/2") AND
 FRICTION COURSE (FC-5) 3/4" (PG 76-22 (PMA))

SHOULDER PAVEMENT
 OPTIONAL BASE GROUP 01 WITH
 TYPE SP STRUCTURAL COURSE (TRAFFIC C) (1 1/2")

NOTES:

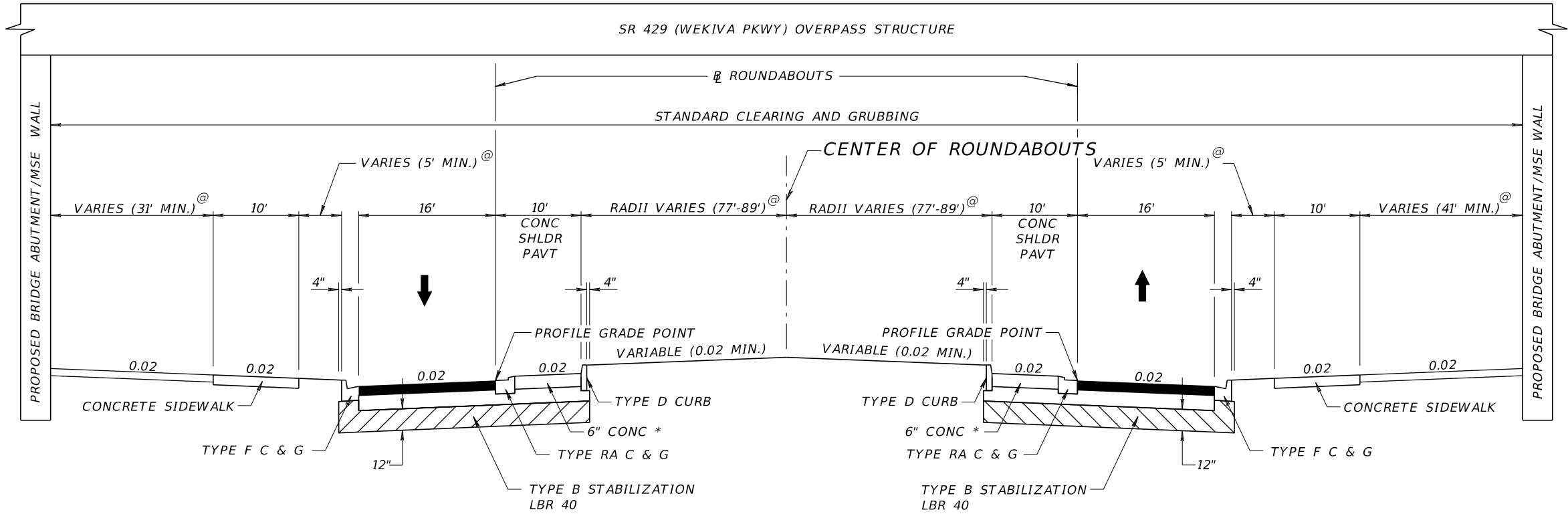
- 1) SEE TYPICAL SECTION DETAILS FOR SHOULDER GUTTER, GUARDRAILS, DITCH, TOLL GANTRY, LOCATIONS AND DETAILS.
- 2) SEE TYPICAL SECTION DETAILS FOR GANTRY LOOP PAVT DESIGN DETAILS.

LEGEND:

- @ TURF
- ◆ SOD
- BIKE LANE

REVISIONS				GARFIELD L. FOSTER P.E. LICENSE NO. 59893 URS CORPORATION 315 E. ROBINSON STREET, SUITE 245 ORLANDO, FL 32801-1949 PH (407) 422-0353 FAX (407) 423-2695 CERTIFICATE OF AUTHORIZATION NO. 000002	STATE OF FLORIDA DEPARTMENT OF TRANSPORTATION			TYPICAL SECTION (4) RAMPS	SHEET NO. 33
DATE	DESCRIPTION	DATE	DESCRIPTION		ROAD NO.	COUNTY	FINANCIAL PROJECT ID		
					429	SEMINOLE	240200-2-52-01		

PRELIMINARY: NOT FOR CONSTRUCTION



TYPICAL SECTION 5
AT ROUNDABOUTS

- ☒ CONST SR 429 (WEKIVA PKWY) STA 940+03.33 TO STA 943+65.16 (OSPREY HAMMOCK TRAIL)
- ☒ CONST SR 429 (WEKIVA PKWY) STA 964+07.71 TO STA 967+52.37 (LONGWOOD MARKHAM ROAD CR 46A)
- ☒ CONST SR 429 (WEKIVA PKWY) STA 978+50.39 TO STA 981+93.06 (YANKEE LAKE ROAD)
- ☒ CONST SR 429 (WEKIVA PKWY) STA 1021+28.00 TO STA 1024+72.00 (LAKE MARKHAM ROAD)
- ☒ CONST SR 429 (WEKIVA PKWY) STA 1056+11.99 TO STA 1059+46.48 (GLADE VIEW DRIVE)

NEW CONSTRUCTION

OPTIONAL BASE GROUP 09 WITH
TYPE SP STRUCTURAL COURSE (TRAFFIC C) (2") AND
FRICTION COURSE FC-9.5 (1") (PG 76-22 (ARB))

SHOULDER PAVEMENT

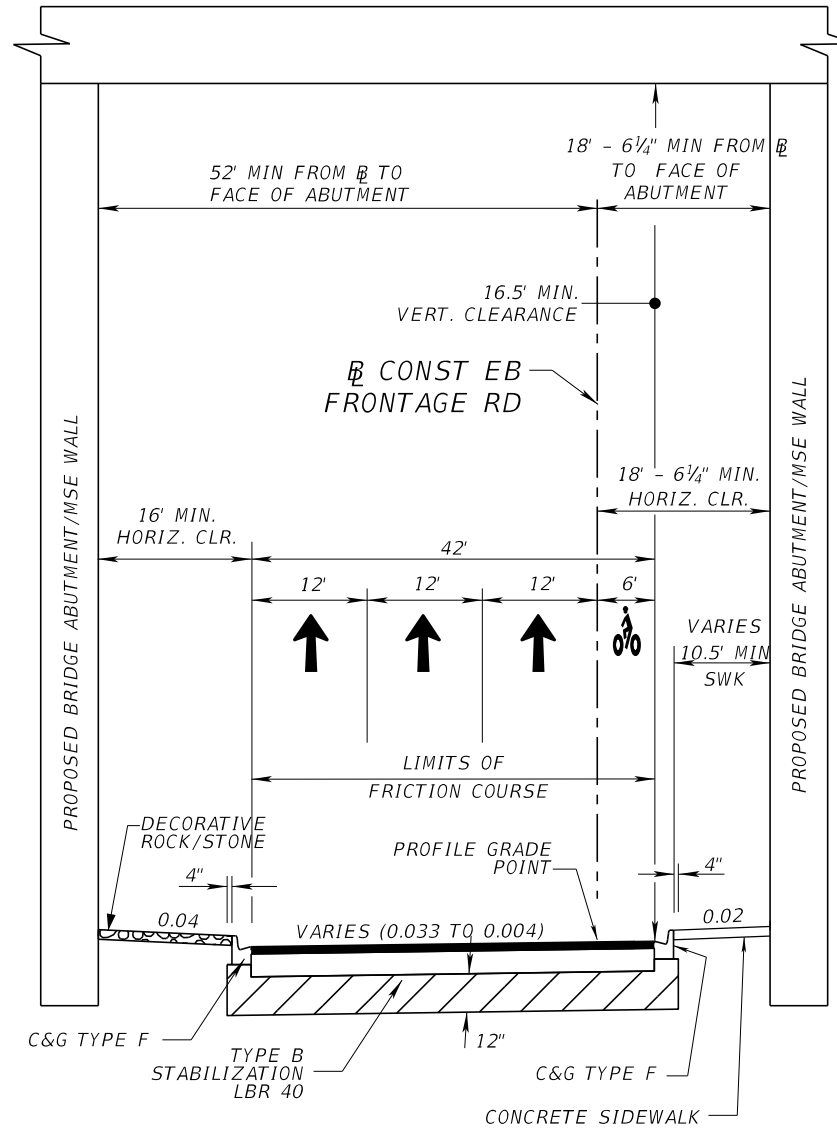
OPTIONAL BASE GROUP 01 (B-12.5 ONLY) WITH
* 6" CONCRETE SHOULDER PAVEMENT

LEGEND:

- @ SEE HARDSCAPE DETAILS AND HARDSCAPE PLANS
- * 8" CONC SHOULDER PAVEMENT AT YANKEE LAKE ROAD ROUNDABOUT

DESIGN SPEED = 15 MPH

REVISIONS				GARFIELD L. FOSTER P.E. LICENSE NO. 59893 URS CORPORATION 315 E. ROBINSON STREET, SUITE 245 ORLANDO, FL 32801-1949 PH (407) 422-0353 FAX (407) 423-2695 CERTIFICATE OF AUTHORIZATION NO. 000002	STATE OF FLORIDA DEPARTMENT OF TRANSPORTATION			TYPICAL SECTION (5) ROUNDABOUTS	SHEET NO.
DATE	DESCRIPTION	DATE	DESCRIPTION		ROAD NO.	COUNTY	FINANCIAL PROJECT ID		
					429	SEMINOLE	240200-2-52-01		34



TYPICAL SECTION 6
EB FRONTAGE ROAD

STA 2142+80.91 TO STA 2143+96.77

FRONTAGE ROADS NEW CONSTRUCTION
OPTIONAL BASE GROUP 09 WITH
TYPE SP STRUCTURAL COURSE (TRAFFIC C) (2") AND
FRICTION COURSE (FC-9.5) (1") (PG 76-22 (ARB))

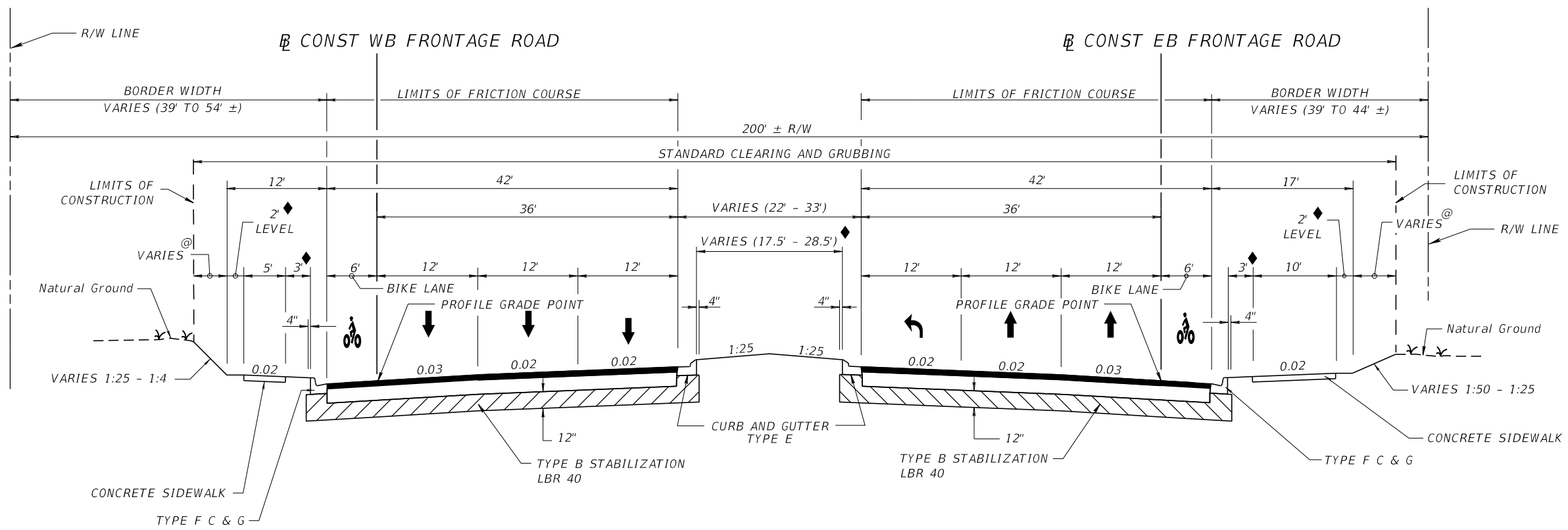
- NOTES:
1) SEE HARDSCAPE PLANS FOR DECORATIVE ROCK DETAILS.

EB FRONTAGE ROAD TRAFFIC DATA
CURRENT YEAR = 2013 AADT = 9,094
OPENING YEAR ESTIMATE = 2020 AADT = 10,805
DESIGN YEAR ESTIMATE = 2040 AADT = 15,308
K = 9.0 % D = N/A T = 10.5 % (24 HOUR)
DESIGN HOUR T = 7.7 %
DESIGN SPEED = 45 MPH

LEGEND:
 BIKE LANE

REVISIONS				GARFIELD L. FOSTER P.E. LICENSE NO. 59893 URS CORPORATION 315 E. ROBINSON STREET, SUITE 245 ORLANDO, FL 32801-1949 PH (407) 422-0353 FAX (407) 423-2695 CERTIFICATE OF AUTHORIZATION NO. 000002	STATE OF FLORIDA DEPARTMENT OF TRANSPORTATION			TYPICAL SECTION (6) EB FRONTAGE UNDER SR 429	SHEET NO. 35
DATE	DESCRIPTION	DATE	DESCRIPTION		ROAD NO.	COUNTY	FINANCIAL PROJECT ID		
					429	SEMINOLE	240200-2-52-01		

PRELIMINARY: NOT FOR CONSTRUCTION



NOTE:
 (1) SEE TYPICAL SECTION DETAILS FOR DITCH DETAILS AND LOCATIONS

TYPICAL SECTION 7
 FRONTAGE ROADS TO SR 46

CONST WB FRONTAGE ROAD STA. 3166+27.59 TO STA. 3178+40.66
 CONST EB FRONTAGE ROAD STA. 2152+06.00 TO STA. 2164+51.29

NEW CONSTRUCTION
 OPTIONAL BASE GROUP 09 WITH
 TYPE SP STRUCTURAL COURSE (TRAFFIC C) (2") AND
 FRICTION COURSE (FC-9.5) (1") (PG 76-22 (ARB))

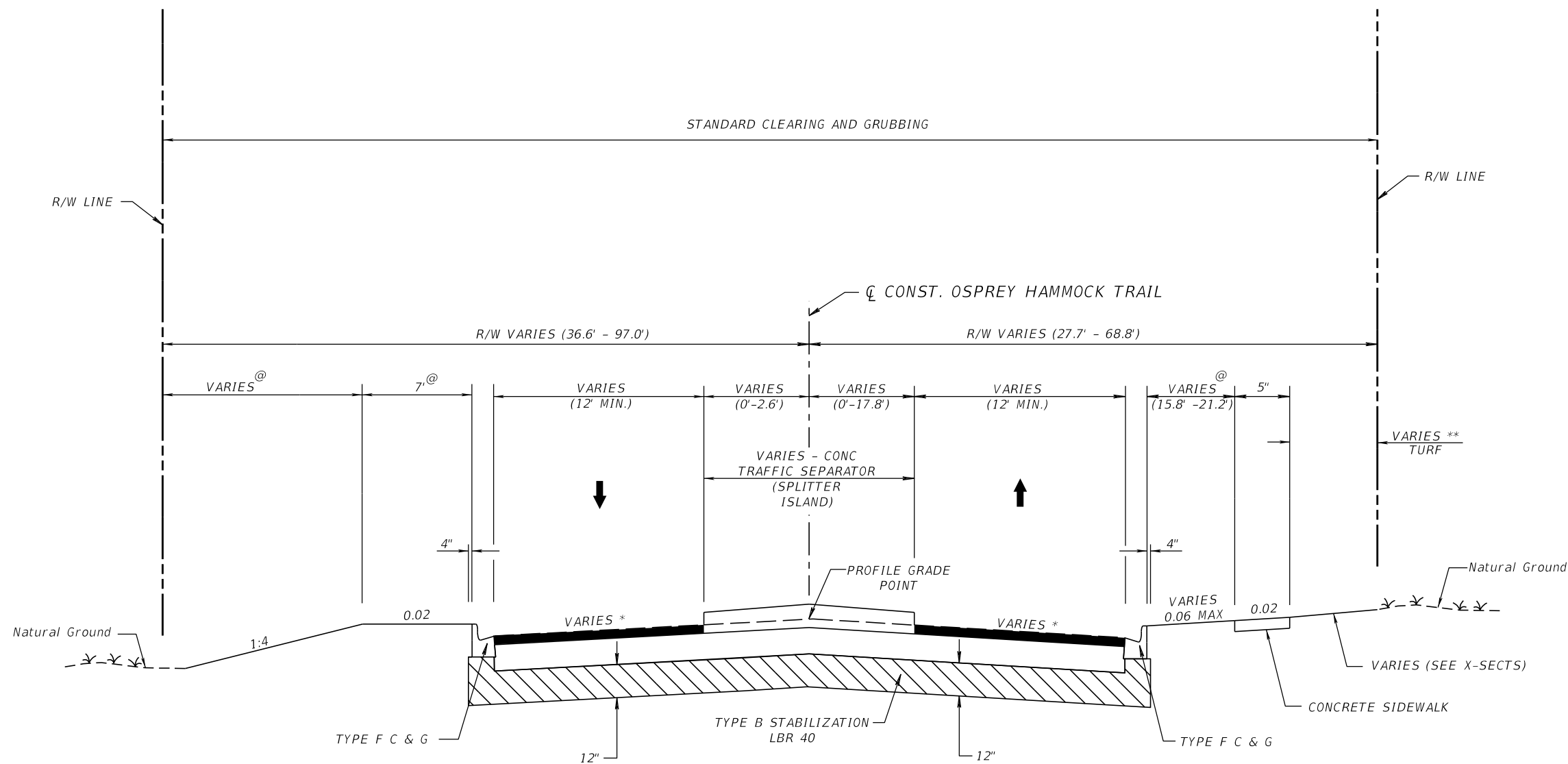
- LEGEND:
- @ TURF
 - ◆ SOD
 - 🚲 BIKE LANE

SR 46 TRAFFIC DATA

CURRENT YEAR = 2013 AADT = 17,500
 OPENING YEAR ESTIMATE = 2020 AADT = 20,500
 DESIGN YEAR ESTIMATE = 2040 AADT = 29,500
 K = 9.0 % D = 56.4 % T = 10.5 % (24 HOUR)
 DESIGN HOUR T = 7.7 %
 DESIGN SPEED = 45 MPH

REVISIONS				GARFIELD L. FOSTER P.E. LICENSE NO. 59893 URS CORPORATION 315 E. ROBINSON STREET, SUITE 245 ORLANDO, FL 32801-1949 PH (407) 422-0353 FAX (407) 423-2695 CERTIFICATE OF AUTHORIZATION NO. 000002	STATE OF FLORIDA DEPARTMENT OF TRANSPORTATION			TYPICAL SECTION (7) FRONTAGE ROADS TO SR 46	SHEET NO. 36
DATE	DESCRIPTION	DATE	DESCRIPTION		ROAD NO.	COUNTY	FINANCIAL PROJECT ID		
					429	SEMINOLE	240200-2-52-01		

PRELIMINARY: NOT FOR CONSTRUCTION



TYPICAL SECTION 8
OSPREY HAMMOCK TRAIL

STA. 20+65.00 TO STA. 21+46.98

NEW CONSTRUCTION

OPTIONAL BASE GROUP 09 WITH
 TYPE SP STRUCTURAL COURSE (TRAFFIC C) (2") AND
 FRICTION COURSE (FC-12.5) (1 1/2") (PG 76-22 (ARB))

OSPREY HAMMOCK TRAIL TRAFFIC DATA

CURRENT YEAR = 2013 AADT = 850
 OPENING YEAR ESTIMATE = 2020 AADT = 1,000
 DESIGN YEAR ESTIMATE = 2040 AADT = 1,600
 K = 9.0 % D = 61.0 % T = 2.0 % (24 HOUR)
 DESIGN HOUR T = 1.0 %
 DESIGN SPEED = 30 MPH

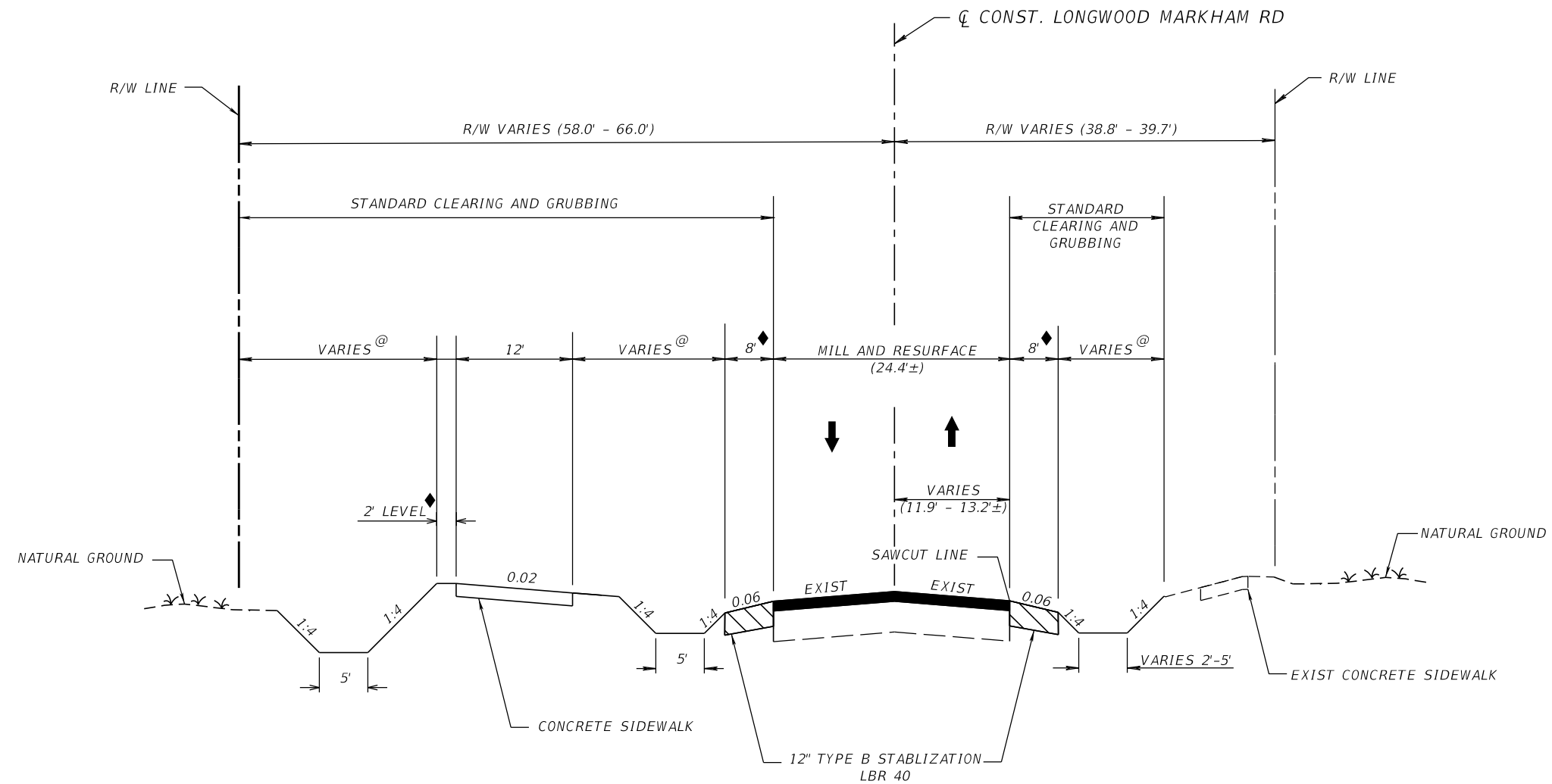
LEGEND:

- @ TURF
- * SEE INTERSECTION DETAIL SHEETS FOR DETAILS
- ** SEE X-SECTS

REVISIONS				STATE OF FLORIDA DEPARTMENT OF TRANSPORTATION ROAD NO. 429 COUNTY SEMINOLE FINANCIAL PROJECT ID 240200-2-52-01	SHEET NO. 37
DATE	DESCRIPTION	DATE	DESCRIPTION		
				TYPICAL SECTION (8) OSPREY HAMMOCK TRAIL	

GUYTON W. HILGEMANN
 P.E. LICENSE NO. 66828
 URS CORPORATION
 315 E. ROBINSON STREET, SUITE 245
 ORLANDO, FL 32801-1949
 PH (407) 422-0353 FAX (407) 423-2695
 CERTIFICATE OF AUTHORIZATION NO. 000002

PRELIMINARY: NOT FOR CONSTRUCTION



TYPICAL SECTION 9
LONGWOOD MARKHAM ROAD (CR 46A)

STA. 28+84.00± TO STA. 30+29.00

MILLING
MILL EXISTING ASPHALT PAVEMENT (1 1/2" DEPTH)

RESURFACING
FRICTION COURSE (FC-12.5) (1 1/2") (PG 76-22 (ARB))

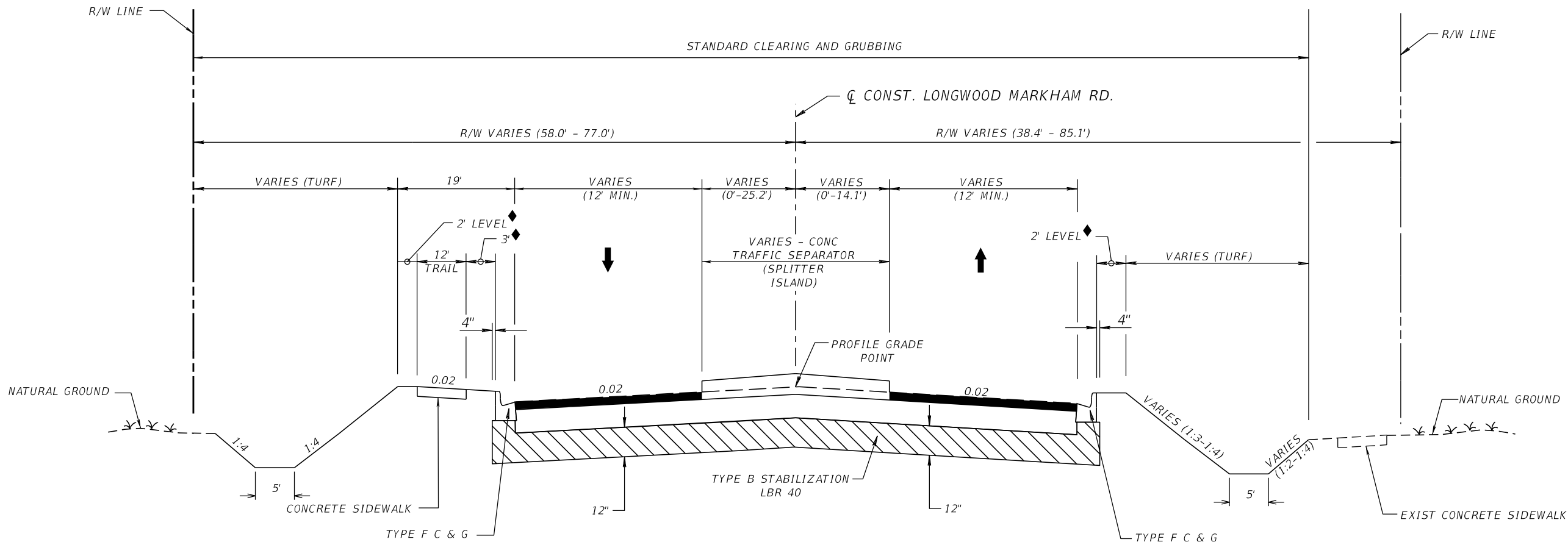
LEGEND:

- @ TURF
- ◆ SOD

LONGWOOD MARKHAM ROAD (CR 46A) TRAFFIC DATA

CURRENT YEAR = 2013 AADT = 3,400
 OPENING YEAR ESTIMATE = 2020 AADT = 4,200
 DESIGN YEAR ESTIMATE = 2040 AADT = 6,400
 K = 9.0 % D = 61.0 % T = 2.0 % (24 HOUR)
 DESIGN HOUR T = 1.0 %
 DESIGN SPEED = 45 MPH

REVISIONS				GARFIELD L. FOSTER P.E. LICENSE NO. 59893 URS CORPORATION 315 E. ROBINSON STREET, SUITE 245 ORLANDO, FL 32801-1949 PH (407) 422-0353 FAX (407) 423-2695 CERTIFICATE OF AUTHORIZATION NO. 000002	STATE OF FLORIDA DEPARTMENT OF TRANSPORTATION			TYPICAL SECTION (9) LONGWOOD MARKHAM RD	SHEET NO.
DATE	DESCRIPTION	DATE	DESCRIPTION		ROAD NO.	COUNTY	FINANCIAL PROJECT ID		
					429	SEMINOLE	240200-2-52-01		38



TYPICAL SECTION 10
 LONGWOOD MARKHAM ROAD (CR 46A)
 STA. 30+29.00 TO STA. 32+50.00

NEW CONSTRUCTION
 OPTIONAL BASE GROUP 09 WITH
 TYPE SP STRUCTURAL COURSE (TRAFFIC C) (2") AND
 FRICTION COURSE (FC-12.5) (1 1/2") (PG 76-22 (ARB))

LEGEND:

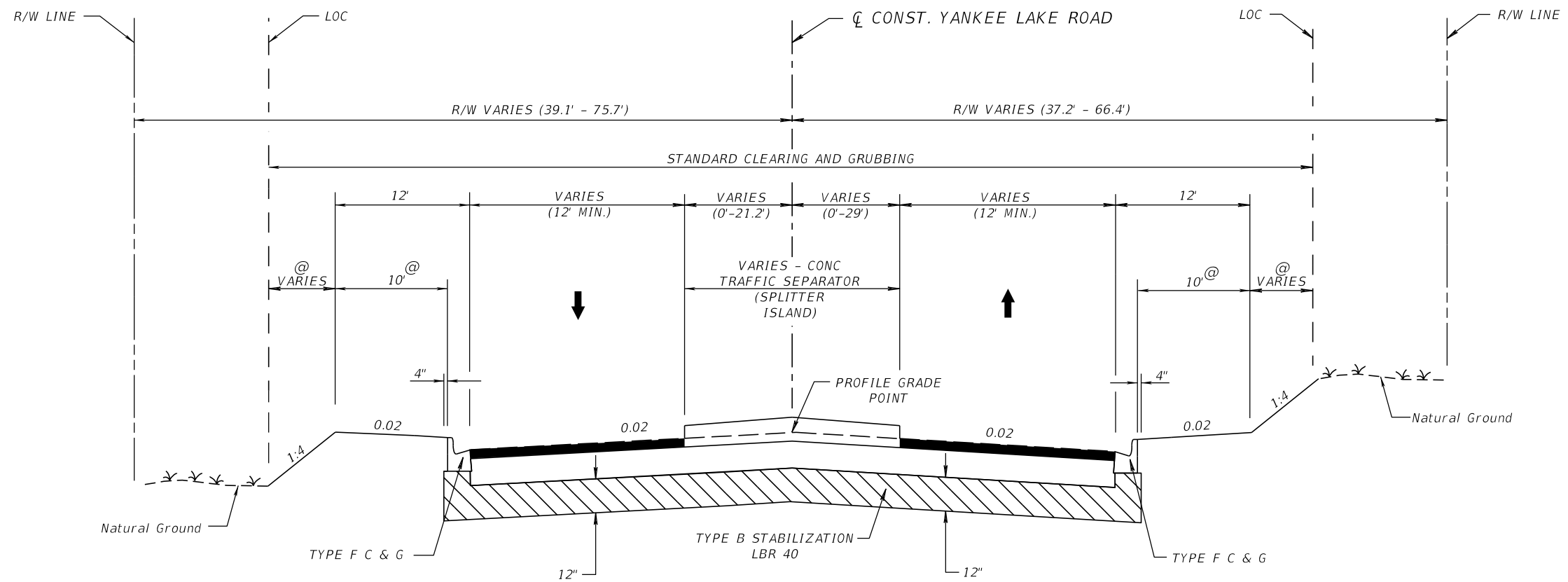
- @ TURF
- ◆ SOD

LONGWOOD MARKHAM ROAD (CR 46A) TRAFFIC DATA

CURRENT YEAR = 2013 AADT = 3,400
 OPENING YEAR ESTIMATE = 2020 AADT = 4,200
 DESIGN YEAR ESTIMATE = 2040 AADT = 6,400
 K = 9.0 % D = 61.0 % T = 2.0 % (24 HOUR)
 DESIGN HOUR T = 1.0 %
 DESIGN SPEED = 45 MPH

REVISIONS				GARFIELD L. FOSTER P.E. LICENSE NO. 59893 URS CORPORATION 315 E. ROBINSON STREET, SUITE 245 ORLANDO, FL 32801-1949 PH (407) 422-0353 FAX (407) 423-2695 CERTIFICATE OF AUTHORIZATION NO. 000002	STATE OF FLORIDA DEPARTMENT OF TRANSPORTATION			TYPICAL SECTION (10) LONGWOOD MARKHAM RD	SHEET NO.
DATE	DESCRIPTION	DATE	DESCRIPTION		ROAD NO.	COUNTY	FINANCIAL PROJECT ID		
					429	SEMINOLE	240200-2-52-01		39

PRELIMINARY: NOT FOR CONSTRUCTION



TYPICAL SECTION 11
YANKEE LAKE ROAD

STA. 40+00.00 TO STA. 42+16.79

NEW CONSTRUCTION

OPTIONAL BASE GROUP 09 WITH
TYPE SP STRUCTURAL COURSE (TRAFFIC C) (2") AND
FRICTION COURSE (FC-12.5) (1 1/2") (PG 76-22 (ARB))

YANKEE LAKE ROAD TRAFFIC DATA

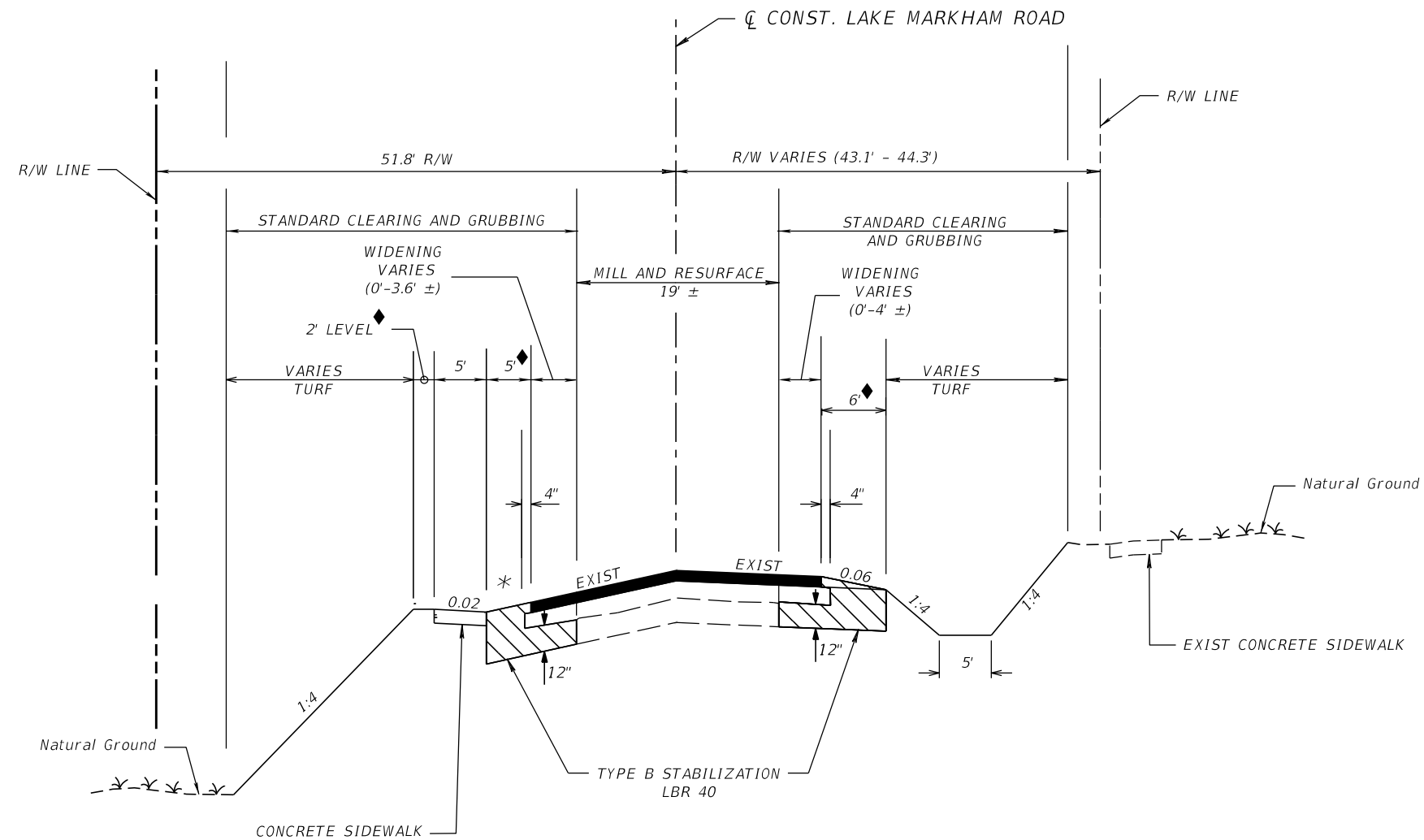
CURRENT YEAR = 2013 AADT = 100
OPENING YEAR ESTIMATE = 2020 AADT = 150
DESIGN YEAR ESTIMATE = 2040 AADT = 200
K = 9.0 % D = 61.0 % T = 2.0 % (24 HOUR)
DESIGN HOUR T = 1.0 %
DESIGN SPEED = 35 MPH

LEGEND:

@ TURF
LOC LIMITS OF CONSTRUCTION

REVISIONS				GARFIELD L. FOSTER P.E. LICENSE NO. 59893 URS CORPORATION 315 E. ROBINSON STREET, SUITE 245 ORLANDO, FL 32801-1949 PH (407) 422-0353 FAX (407) 423-2695 CERTIFICATE OF AUTHORIZATION NO. 000002	STATE OF FLORIDA DEPARTMENT OF TRANSPORTATION			TYPICAL SECTION (11) YANKEE LAKE ROAD	SHEET NO.
DATE	DESCRIPTION	DATE	DESCRIPTION		ROAD NO.	COUNTY	FINANCIAL PROJECT ID		
					429	SEMINOLE	240200-2-52-01		40

PRELIMINARY: NOT FOR CONSTRUCTION



TYPICAL SECTION 12
LAKE MARKHAM ROAD
STA. 49+90.00 TO STA. 51+00.00

PAVEMENT WIDENING
OPTIONAL BASE GROUP 09 WITH
TYPE SP STRUCTURAL COURSE (TRAFFIC C) (2") AND
FRICTION COURSE (FC-12.5) (1 1/2") (PG 76-222 (ARB))

MILLING
MILL EXISTING ASPHALT PAVEMENT (1 1/2" DEPTH)

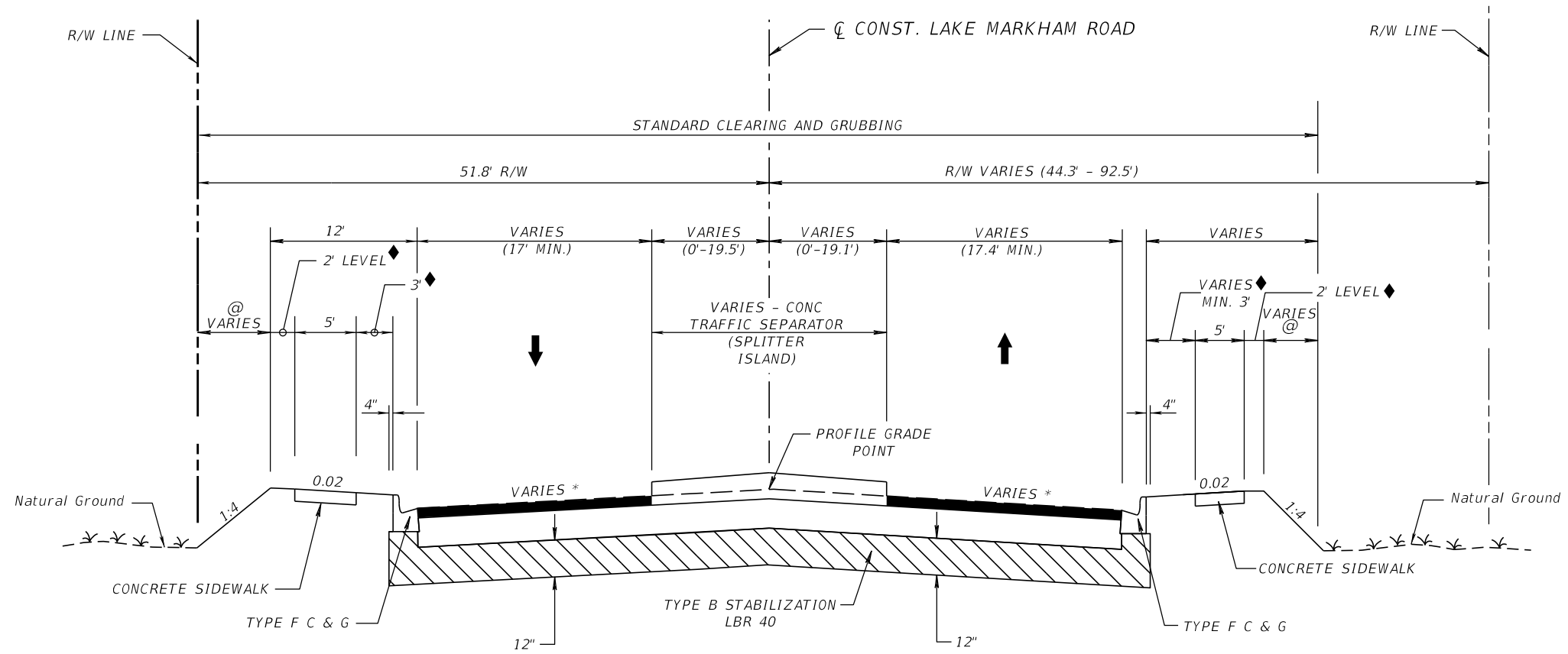
RESURFACING
FRICTION COURSE (FC-12.5) (1 1/2") (PG 76-22 (ARB))

LEGEND:
◆ SOD
* VARIES (0.10 MAX)

LAKE MARKHAM ROAD TRAFFIC DATA

CURRENT YEAR = 2013 AADT = 1,200
OPENING YEAR ESTIMATE = 2020 AADT = 1,500
DESIGN YEAR ESTIMATE = 2040 AADT = 2,300
K = 9.0 % D = 61.0 % T = 2.0 % (24 HOUR)
DESIGN HOUR T = 1.0 %
DESIGN SPEED = 40 MPH

REVISIONS				GARFIELD L. FOSTER P.E. LICENSE NO. 59893 URS CORPORATION 315 E. ROBINSON STREET, SUITE 245 ORLANDO, FL 32801-1949 PH (407) 422-0353 FAX (407) 423-2695 CERTIFICATE OF AUTHORIZATION NO. 000002	STATE OF FLORIDA DEPARTMENT OF TRANSPORTATION			TYPICAL SECTION (12) LAKE MARKHAM ROAD	SHEET NO.
DATE	DESCRIPTION	DATE	DESCRIPTION		ROAD NO.	COUNTY	FINANCIAL PROJECT ID		
					429	SEMINOLE	240200-2-52-01		41



TYPICAL SECTION 13
LAKE MARKHAM ROAD
STA. 51+00.00 TO STA. 53+40.00

NEW CONSTRUCTION
OPTIONAL BASE GROUP 09 WITH
TYPE SP STRUCTURAL COURSE (TRAFFIC C) (2") AND
FRICTION COURSE (FC-12.5) (1 1/2") (PG 76-22 (ARB))

LAKE MARKHAM ROAD TRAFFIC DATA

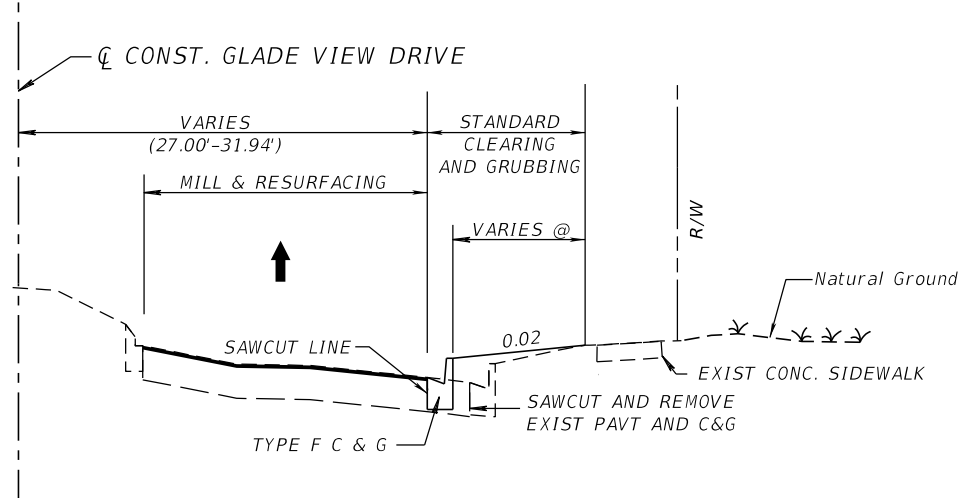
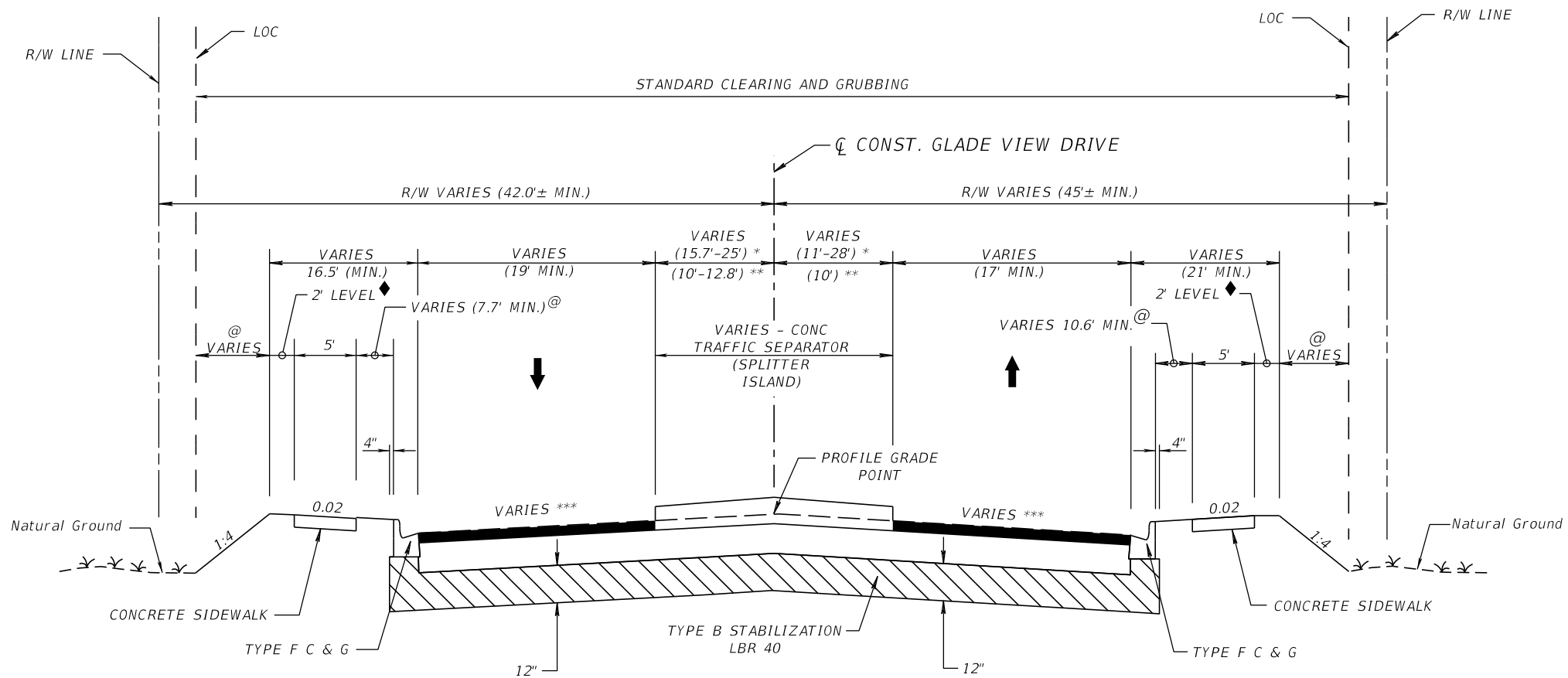
CURRENT YEAR = 2013 AADT = 1,200
OPENING YEAR ESTIMATE = 2020 AADT = 1,500
DESIGN YEAR ESTIMATE = 2040 AADT = 2,300
K = 9.0 % D = 61.0 % T = 2.0 % (24 HOUR)
DESIGN HOUR T = 1.0 %
DESIGN SPEED = 40 MPH

LEGEND:

- @ TURF
- ◆ SOD
- * SEE INTERSECTION DETAIL SHEET FOR DETAILS

REVISIONS				GARFIELD L. FOSTER P.E. LICENSE NO. 59893 URS CORPORATION 315 E. ROBINSON STREET, SUITE 245 ORLANDO, FL 32801-1949 PH (407) 422-0353 FAX (407) 423-2695 CERTIFICATE OF AUTHORIZATION NO. 000002	STATE OF FLORIDA DEPARTMENT OF TRANSPORTATION			TYPICAL SECTION (13) LAKE MARKHAM ROAD	SHEET NO.
DATE	DESCRIPTION	DATE	DESCRIPTION		ROAD NO.	COUNTY	FINANCIAL PROJECT ID		
					429	SEMINOLE	240200-2-52-01		42

PRELIMINARY: NOT FOR CONSTRUCTION



PARTIAL TYPICAL SECTION 13
GLADE VIEW DRIVE
STA. 59+90.51 TO STA. 61+26.00 RT

TYPICAL SECTION 14
GLADE VIEW DRIVE
STA. 61+26.00 TO STA. 62+19.97

NEW CONSTRUCTION
OPTIONAL BASE GROUP 09 WITH
TYPE SP STRUCTURAL COURSE (TRAFFIC C) (2") AND
FRICTION COURSE (FC-12.5) (1 1/2") (PG 76-22 (ARB))

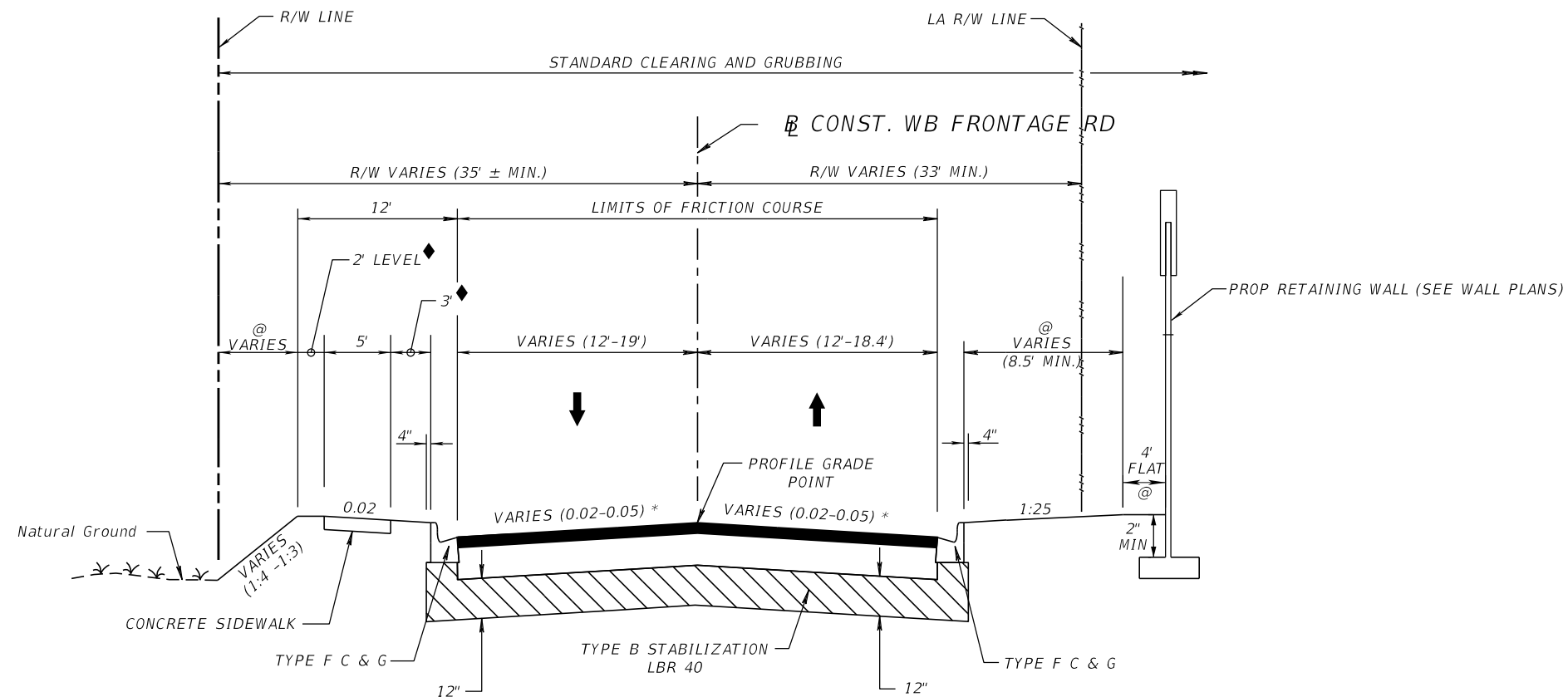
MILLING
MILL EXISTING ASPHALT PAVEMENT (1 1/2" DEPTH)
RESURFACING
TYPE FC-12.5 FRICTION COURSE 1 1/2" (PG 76-22 (ARB))

LEGEND:
* TRAFFIC SEPARATOR WIDTHS
STA. 61+82.36 TO STA. 62+17.63
** SPLITTER ISLAND WIDTHS
STA. 61+26.00 TO STA. 61+72.36
*** SEE INTERSECTION DETAIL SHEET FOR DETAILS
@ TURF
◆ SOD
LOC LIMITS OF CONSTRUCTION

GLADE VIEW DRIVE TRAFFIC DATA
CURRENT YEAR = 2013 AADT = 300
OPENING YEAR ESTIMATE = 2020 AADT = 350
DESIGN YEAR ESTIMATE = 2040 AADT = 550
K = 9.0 % D = 61.0 % T = 2.0 % (24 HOUR)
DESIGN HOUR T = 1.0 %
DESIGN SPEED = 40 MPH

REVISIONS				GARFIELD L. FOSTER P.E. LICENSE NO. 59893 URS CORPORATION 315 E. ROBINSON STREET, SUITE 245 ORLANDO, FL 32801-1949 PH (407) 422-0353 FAX (407) 423-2695 CERTIFICATE OF AUTHORIZATION NO. 000002	STATE OF FLORIDA DEPARTMENT OF TRANSPORTATION			TYPICAL SECTION (14) GLADE VIEW DRIVE	SHEET NO. 43
DATE	DESCRIPTION	DATE	DESCRIPTION		ROAD NO.	COUNTY	FINANCIAL PROJECT ID		
					429	SEMINOLE	240200-2-52-01		

PRELIMINARY: NOT FOR CONSTRUCTION



TYPICAL SECTION 15
WB FRONTAGE ROAD (RIVER OAKS CIRCLE CONNECTOR)
STA 3000+00.00 TO STA 3005+66.56

FRONTAGE ROADS NEW CONSTRUCTION
OPTIONAL BASE GROUP 09 WITH
TYPE SP STRUCTURAL COURSE (TRAFFIC C) (2") AND
FRICTION COURSE FC-9.5 (1") (PG 76-22 (ARB))

WB FRONTAGE ROAD TRAFFIC DATA

CURRENT YEAR = 2013 AADT = 250
 OPENING YEAR ESTIMATE = 2020 AADT = 300
 DESIGN YEAR ESTIMATE = 2040 AADT = 450
 K = 9.0 % D = 61.0 % T = 2.0 % (24 HOUR)
 DESIGN HOUR T = 1.0 %
 DESIGN SPEED = 15 MPH AND 25 MPH

LEGEND:

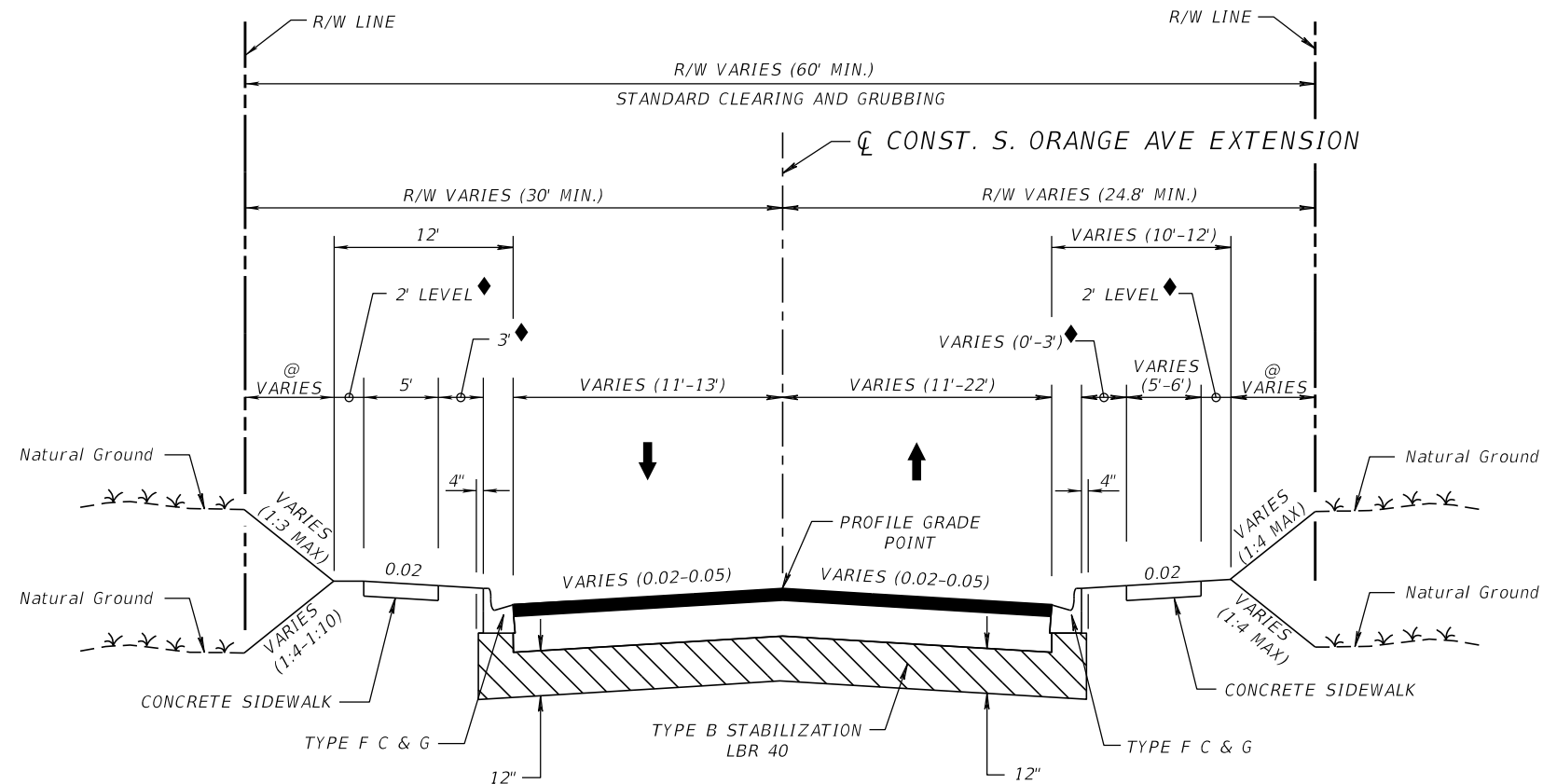
- * SEE PROFILES FOR SUPERELEVATION TRANSITIONS
- @ TURF
- ◆ SOD

NOTE:

SEE CROSS SECTIONS FOR STA 3000+00.00 TO STA 3001+05.00

REVISIONS				GARFIELD L. FOSTER P.E. LICENSE NO. 59893 URS CORPORATION 315 E. ROBINSON STREET, SUITE 245 ORLANDO, FL 32801-1949 PH (407) 422-0353 FAX (407) 423-2695 CERTIFICATE OF AUTHORIZATION NO. 000002	STATE OF FLORIDA DEPARTMENT OF TRANSPORTATION			TYPICAL SECTION (15) RIVER OAKS CIR CONNECTOR	SHEET NO. 44
DATE	DESCRIPTION	DATE	DESCRIPTION		ROAD NO.	COUNTY	FINANCIAL PROJECT ID		
					429	SEMINOLE	240200-2-52-01		

PRELIMINARY: NOT FOR CONSTRUCTION



NOTES:
 1) SEE TYPICAL SECTION DETAILS FOR GRAVITY WALL, RETAINING WALL, AND SPECIAL DITCH DETAILS AND LOCATIONS.

LEGEND:
 @ TURF
 ◆ SOD

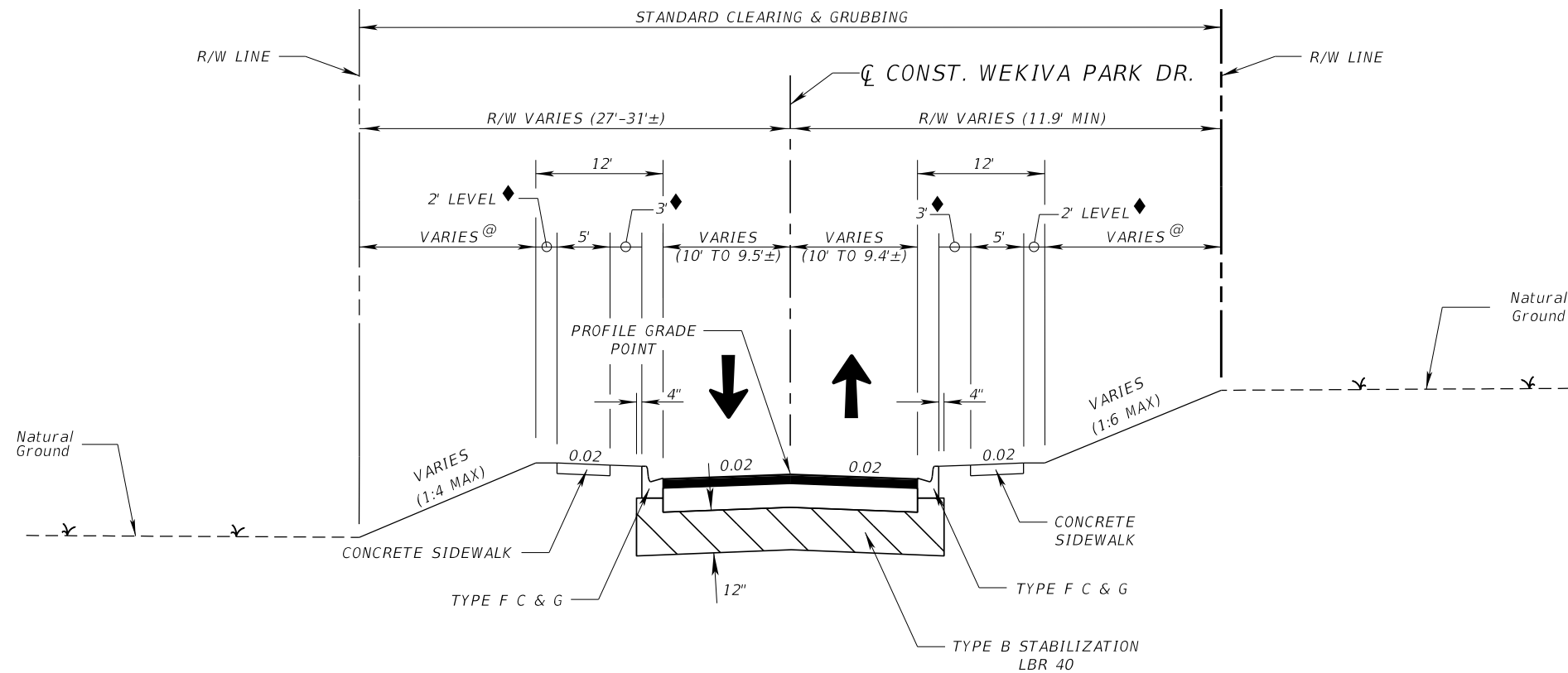
TYPICAL SECTION 16
 S. ORANGE AVE EXTENSION
 STA. 800+00.00 TO STA. 822+14.10

NEW CONSTRUCTION
 OPTIONAL BASE GROUP 09 WITH
 TYPE SP STRUCTURAL COURSE (TRAFFIC C) (2") AND
 FRICTION COURSE (FC-12.5) (1 1/2") (PG 76-22 (ARB))

SOUTH ORANGE AVE. EXTENSION TRAFFIC DATA
 CURRENT YEAR = 2013 AADT = NOT AVAILABLE
 OPENING YEAR ESTIMATE = 2020 AADT = NOT AVAILABLE
 DESIGN YEAR ESTIMATE = 2040 AADT = NOT AVAILABLE
 K = 9.0 % D = 61.0 % T = 2.0 % (24 HOUR)
 DESIGN HOUR T = 1.0 %
 DESIGN SPEED = 30 MPH

REVISIONS				GARFIELD L. FOSTER P.E. LICENSE NO. 59893 URS CORPORATION 315 E. ROBINSON STREET, SUITE 245 ORLANDO, FL 32801-1949 PH (407) 422-0353 FAX (407) 423-2695 CERTIFICATE OF AUTHORIZATION NO. 000002	STATE OF FLORIDA DEPARTMENT OF TRANSPORTATION			TYPICAL SECTION (16) S. ORANGE AVE EXTENSION	SHEET NO. 45
DATE	DESCRIPTION	DATE	DESCRIPTION		ROAD NO.	COUNTY	FINANCIAL PROJECT ID		
					429	SEMINOLE	240200-2-52-01		

PRELIMINARY: NOT FOR CONSTRUCTION



TYPICAL SECTION 17
WEKIVA PARK DRIVE

STA 10+12.14 TO STA 12+80.00

NEW CONSTRUCTION
OPTIONAL BASE GROUP 09 WITH
TYPE SP STRUCTURAL COURSE (TRAFFIC C) (2") AND
FRICTION COURSE (FC-12.5) (1 1/2") (PG 76-22 (ARB))

LEGEND:

- @ TURF
- ◆ SOD

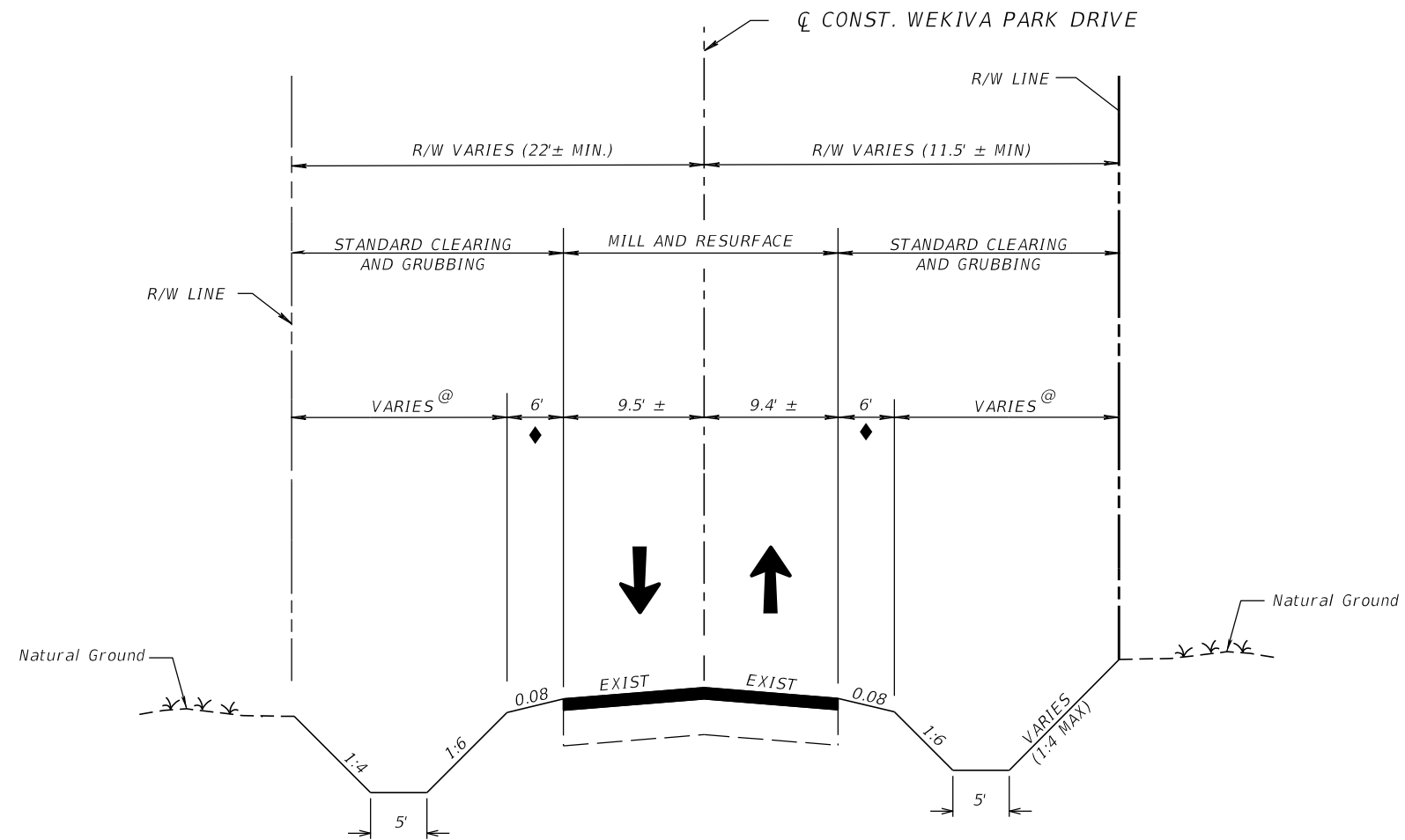
NOTES:

- 1) STA 12+03.41 TO STA 12+80.00 LEFT
SEE CROSS SECTIONS FOR TRANSITION TO TYPICAL SECTION 18.
- 2) STA 12+20.00 TO STA 12+80.00 RIGHT
SEE CROSS SECTIONS FOR TRANSITION TO TYPICAL SECTION 18.

WEKIVA PARK DRIVE TRAFFIC DATA
CURRENT YEAR = 2013 AADT = 300
OPENING YEAR ESTIMATE = 2020 AADT = 350
DESIGN YEAR ESTIMATE = 2040 AADT = 550
K = 9.0 % D = 61.0 % T = 2.0% (24 HOUR)
DESIGN HOUR T = 1.0 %
DESIGN SPEED = 35 MPH

REVISIONS				GARFIELD L. FOSTER P.E. LICENSE NO. 59893 URS CORPORATION 315 E. ROBINSON STREET, SUITE 245 ORLANDO, FL 32801-1949 PH (407) 422-0353 FAX (407) 423-2695 CERTIFICATE OF AUTHORIZATION NO. 000002	STATE OF FLORIDA DEPARTMENT OF TRANSPORTATION			TYPICAL SECTION (17) WEKIVA PARK DRIVE	SHEET NO. 46
DATE	DESCRIPTION	DATE	DESCRIPTION		ROAD NO.	COUNTY	FINANCIAL PROJECT ID		
					429	SEMINOLE	240200-2-52-01		

PRELIMINARY: NOT FOR CONSTRUCTION



TYPICAL SECTION 18
 WEKIVA PARK DRIVE
 STA. 12+80.00 TO STA. 15+50.00 RT
 STA. 12+80.00 TO STA. 13+00.00 LT

MILLING
 MILL EXISTING ASPHALT PAVEMENT (1 1/2" DEPTH)

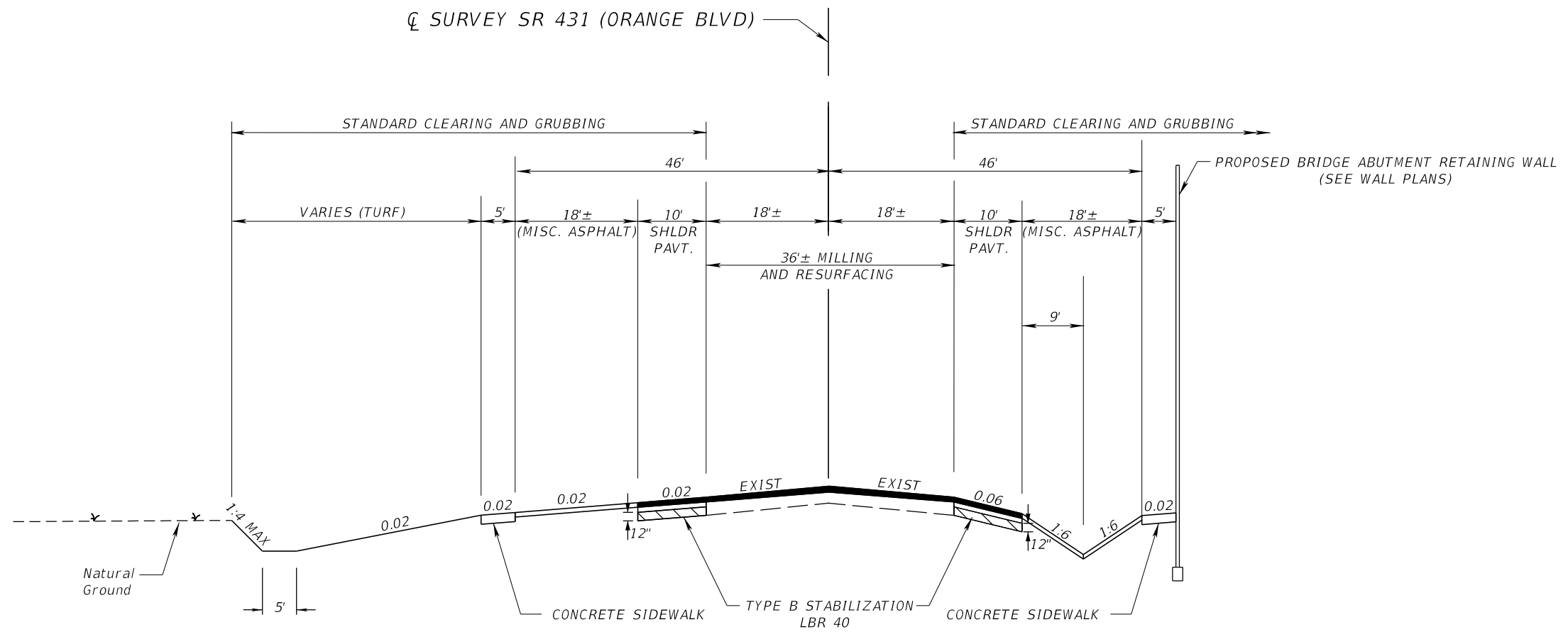
RESURFACING
 FRICTION COURSE (FC-12.5) (1 1/2") (PG 76-22 (ARB))

LEGEND:

- @ TURF
- ◆ SOD

WEKIVA PARK DRIVE TRAFFIC DATA
 CURRENT YEAR = 2013 AADT = 300
 OPENING YEAR ESTIMATE = 2020 AADT = 350
 DESIGN YEAR ESTIMATE = 2040 AADT = 550
 K = 9.0 % D = 61.0 % T = 2.0% (24 HOUR)
 DESIGN HOUR T = 1.0 %
 DESIGN SPEED = 35 MPH

REVISIONS				GARFIELD L. FOSTER P.E. LICENSE NO. 59893 URS CORPORATION 315 E. ROBINSON STREET, SUITE 245 ORLANDO, FL 32801-1949 PH (407) 422-0353 FAX (407) 423-2695 CERTIFICATE OF AUTHORIZATION NO. 000002	STATE OF FLORIDA DEPARTMENT OF TRANSPORTATION			TYPICAL SECTION (18) WEKIVA PARK DRIVE	SHEET NO. 47
DATE	DESCRIPTION	DATE	DESCRIPTION		ROAD NO.	COUNTY	FINANCIAL PROJECT ID		
					429	SEMINOLE	240200-2-52-01		



TYPICAL SECTION 19
 SR 431 (ORANGE BLVD)
 STA. 83+20.00 TO STA. 90+06.60

SHOULDER PAVEMENT
 OPTIONAL BASE GROUP 01 WITH
 TYPE SP STRUCTURAL COURSE (TRAFFIC C) (1 1/2")

MILLING
 MILL EXIST ASPHALT PAVEMENT (1 1/2" DEPTH)

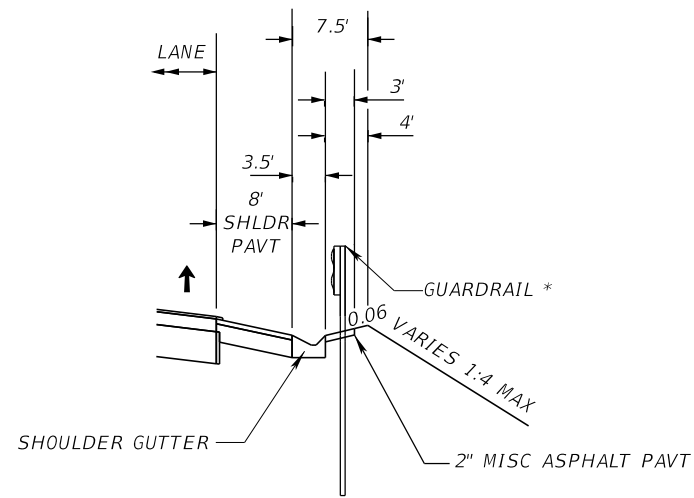
RESURFACING
 FRICTION COURSE (FC-12.5) (1 1/2") (PG 76-22 (ARB))

SR 431 (ORANGE BLVD) TRAFFIC DATA
 CURRENT YEAR = 2013 AADT = 6,600
 OPENING YEAR ESTIMATE = 2020 AADT = 7,000
 DESIGN YEAR ESTIMATE = 2040 AADT = 8,200
 K = 9.0 % D = 61.0 % T = 2.0 % (24 HOUR)
 DESIGN HOUR T = 1.0 %
 DESIGN SPEED = 45 MPH

NOTE:

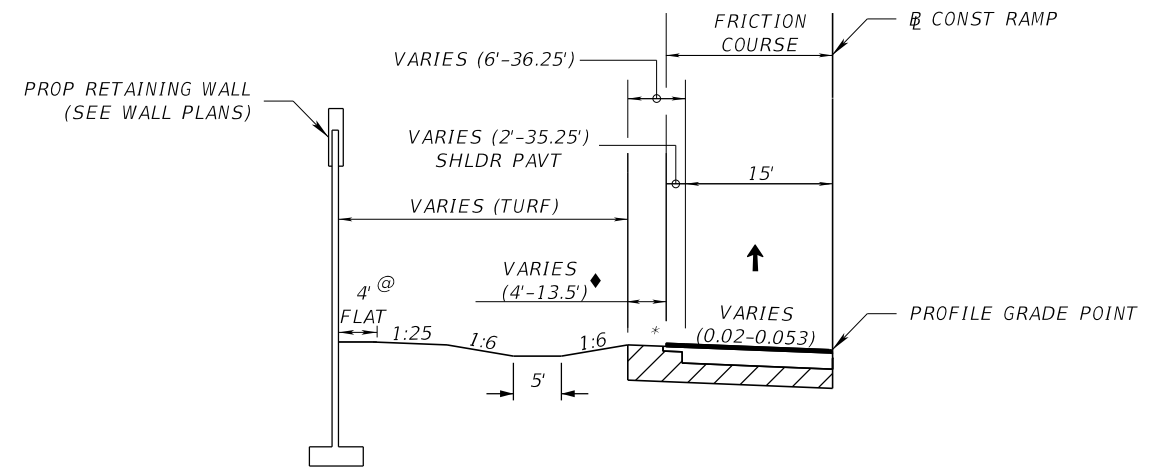
1) SEE PLANS FOR EXACT LIMITS OF MILLING AND RESURFACING, SHOULDER PAVEMENT, MISC. ASPHALT, AND SIDEWALK.

REVISIONS				GARFIELD L. FOSTER P.E. LICENSE NO. 59893 URS CORPORATION 315 E. ROBINSON STREET, SUITE 245 ORLANDO, FL 32801-1949 PH (407) 422-0353 FAX (407) 423-2695 CERTIFICATE OF AUTHORIZATION NO. 000002	STATE OF FLORIDA DEPARTMENT OF TRANSPORTATION			TYPICAL SECTION (19) SR 431 (ORANGE BLVD)	SHEET NO. 48
DATE	DESCRIPTION	DATE	DESCRIPTION		ROAD NO.	COUNTY	FINANCIAL PROJECT ID		
					429	SEMINOLE	240200-2-52-01		



SR 429 SHOULDER GUTTER DETAIL

☒ CONST SR 429 STA 953+07.68 TO STA 954+65.10 RT
 ☒ CONST SR 429 STA 993+00.00 TO STA 996+43.10 LT
 *☒ CONST SR 429 STA 998+60.00 TO STA 999+44.00 RT (W/O GUARDRAIL)
 ☒ CONST SR 429 STA 1067+47.43 TO STA 1068+76.20 RT

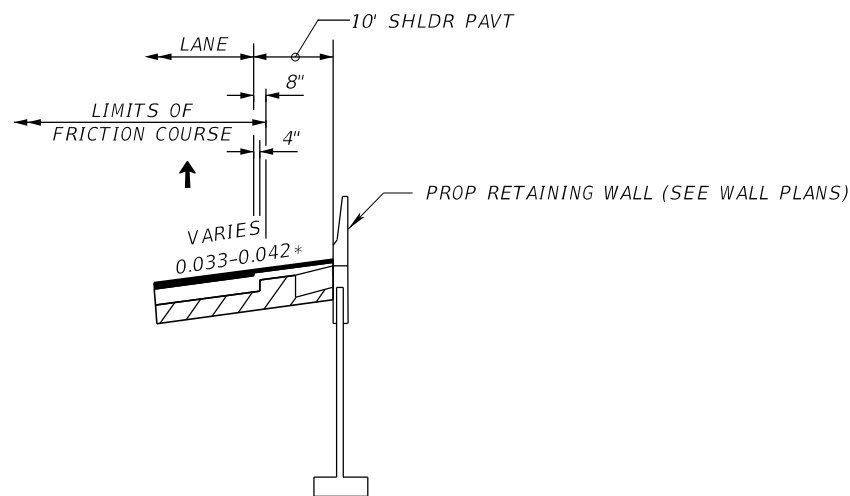


RAMP DITCH DETAIL

☒ CONST RAMP E STA. 607+80.00 TO STA 614+05.00 RT
 ☒ CONST RAMP F STA. 708+80.00 TO STA 711+50.00 LT
 ☒ CONST RAMP F STA. 712+50.00 TO STA 716+60.00

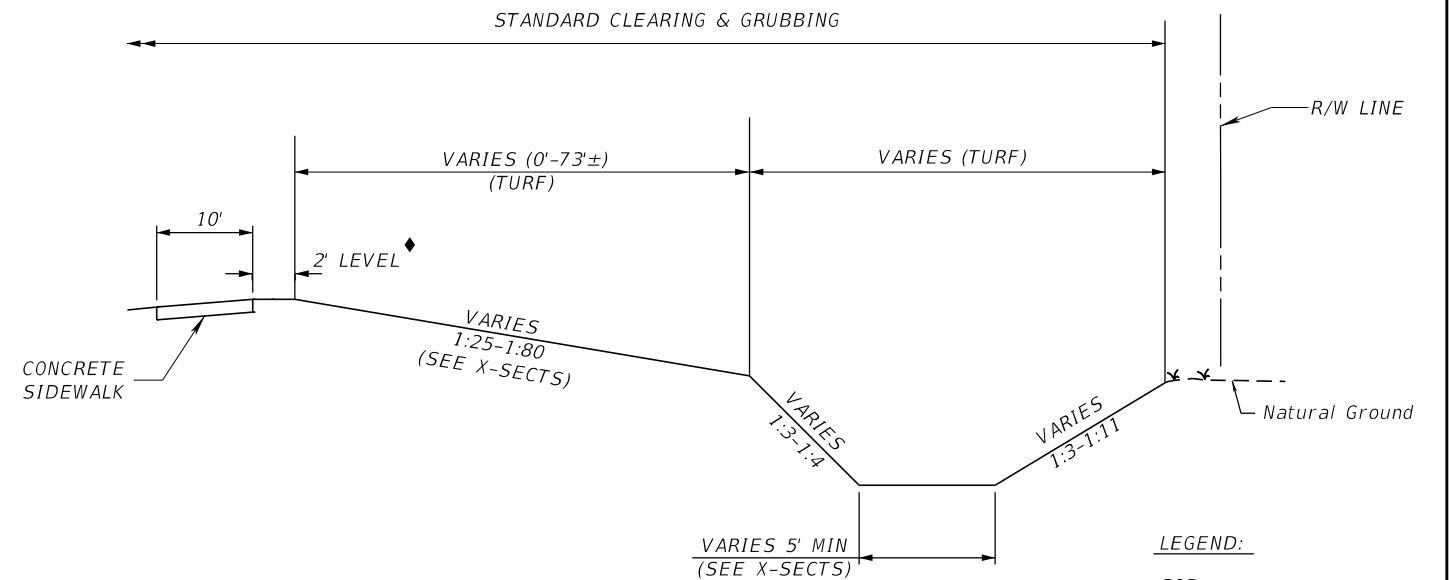
LEGEND:

- * SLOPE VARIES FROM (+) 0.046 TO (-) 0.02
- ◆ SOD



SR 429 SHOULDER HIGH SIDE OF SUPERELEVATION DETAIL

* PROVIDE A 25' LONG VERTICAL TRANSITION OF THE SHOULDER PAVEMENT STRUCTURAL SECTION FROM 0.75' BELOW THE TOP OF THE HIGH SIDE FRICTION COURSE, TO FLUSH WITH THE TOP OF THE FRICTION COURSE. END THE VERTICAL SHOULDER PAVEMENT TRANSITION WHEN THE HIGH SIDE SHOULDER PAVEMENT CROSS SLOPE EQUALS 0% AND KEEP IT FLUSH WITH THE FRICTION COURSE THROUGH THE FULL SUPER DISTANCE. SEE NON-STANDARD SHOULDER SUPERELEVATION TABLES FOR NON-STANDARD SHOULDER CROSS SLOPE LOCATIONS AND TRANSITIONS.



EB FRONTAGE ROAD DITCH DETAIL

☒ CONST EB FRONTAGE ROAD STA. 2124+50.37 TO STA 2125+48.58 RT
 ☒ CONST EB FRONTAGE ROAD STA. 2126+95.95 TO STA 2131+77.38 RT
 ☒ CONST EB FRONTAGE ROAD STA. 2132+76.30 TO STA 2134+24.80 RT

LEGEND:

- ◆ SOD

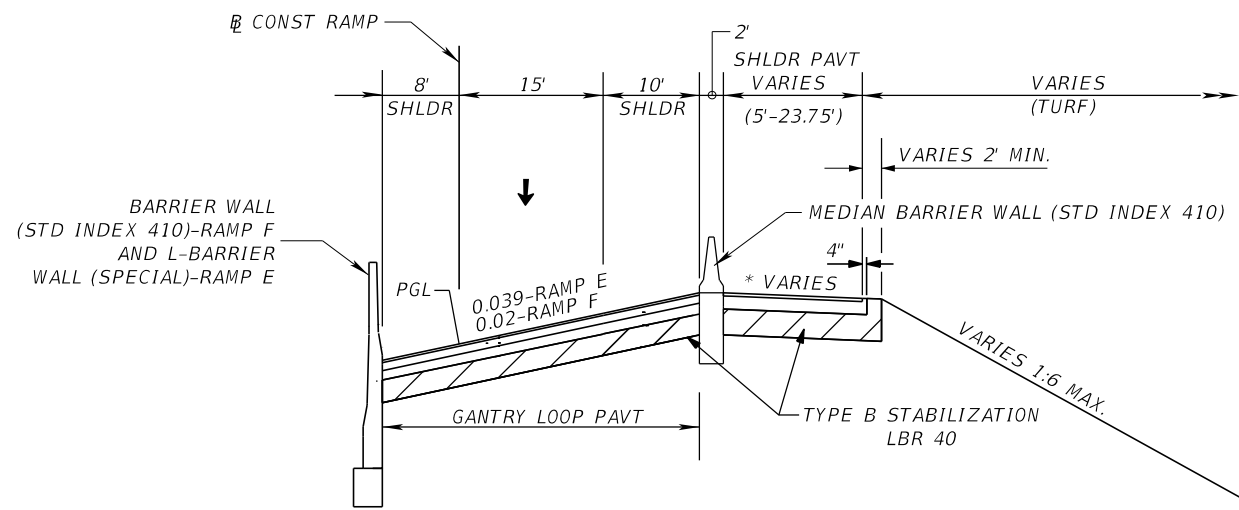
REVISIONS			
DATE	DESCRIPTION	DATE	DESCRIPTION

GARFIELD L. FOSTER
 P.E. LICENSE NO. 59893
 URS CORPORATION
 315 E. ROBINSON STREET, SUITE 245
 ORLANDO, FL 32801-1949
 PH (407) 422-0353 FAX (407) 423-2695
 CERTIFICATE OF AUTHORIZATION NO. 000002

STATE OF FLORIDA DEPARTMENT OF TRANSPORTATION		
ROAD NO.	COUNTY	FINANCIAL PROJECT ID
429	SEMINOLE	240200-2-52-01

TYPICAL SECTION DETAILS
 SHEET NO. 49

PRELIMINARY: NOT FOR CONSTRUCTION

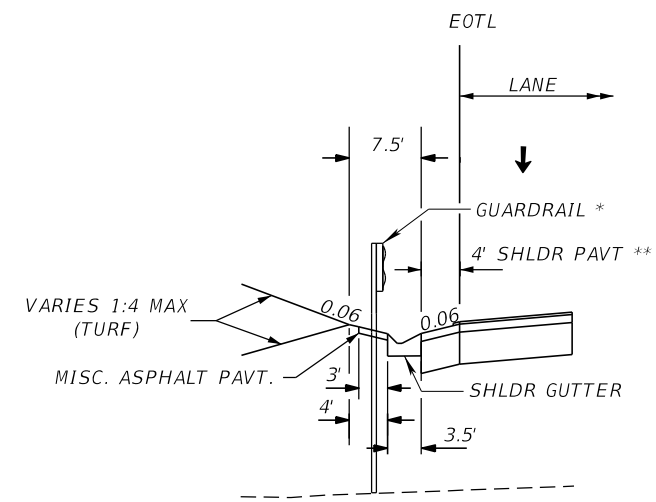


GANTRY LOOP PAVEMENT DESIGN
 BASE GROUP 06 (TYPE B 12.5) WITH
 TYPE SP STRUCTURAL COURSE (TRAFFIC C) (2")
 TYPE SP STRUCTURAL COURSE (TRAFFIC C) (1") (PG 76-22 (PMA)) AND
 FRICTION COURSE FC 12.5 (1 1/2") (PG 76-22 (ARB))

* SHLDR PAVT CROSS SLOPE
 VARIES FROM +0.02 TO -0.02

RAMP TOLL GANTRY SECTION DETAIL
 INFIELD GRADING
 CONST RAMP E STA. 615+30.00 TO STA 616+30.00
 CONST RAMP F STA. 711+50.00 TO STA 712+50.00

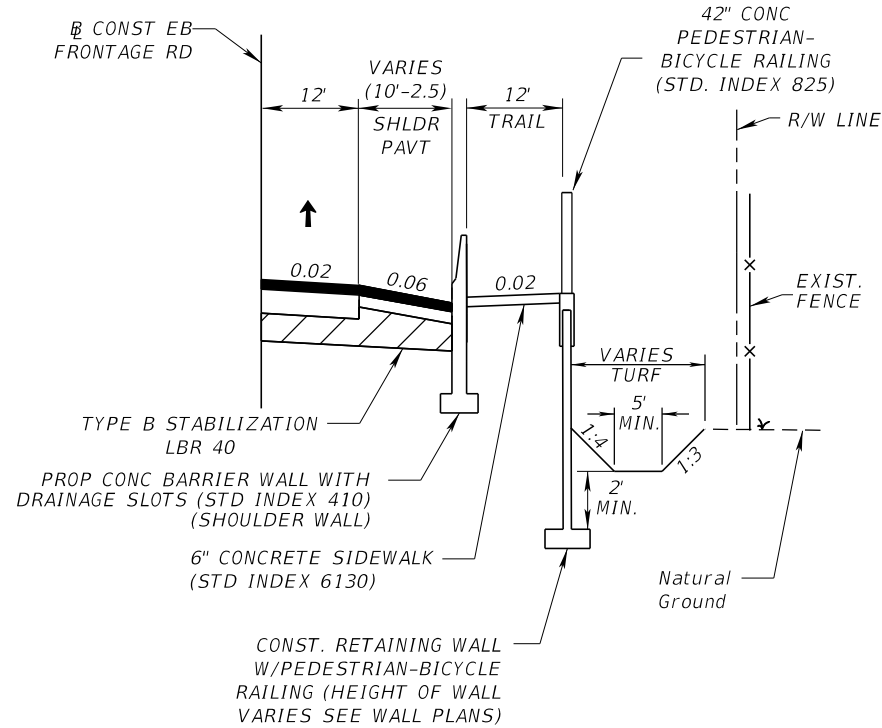
NOTES:
 1) SEE DETAIL SHEET FOR L-BARRIER WALL (SPECIAL) DETAILS
 2) SEE RAMPS TYPICAL SECTION FOR SHOULDER PAVEMENT DESIGN



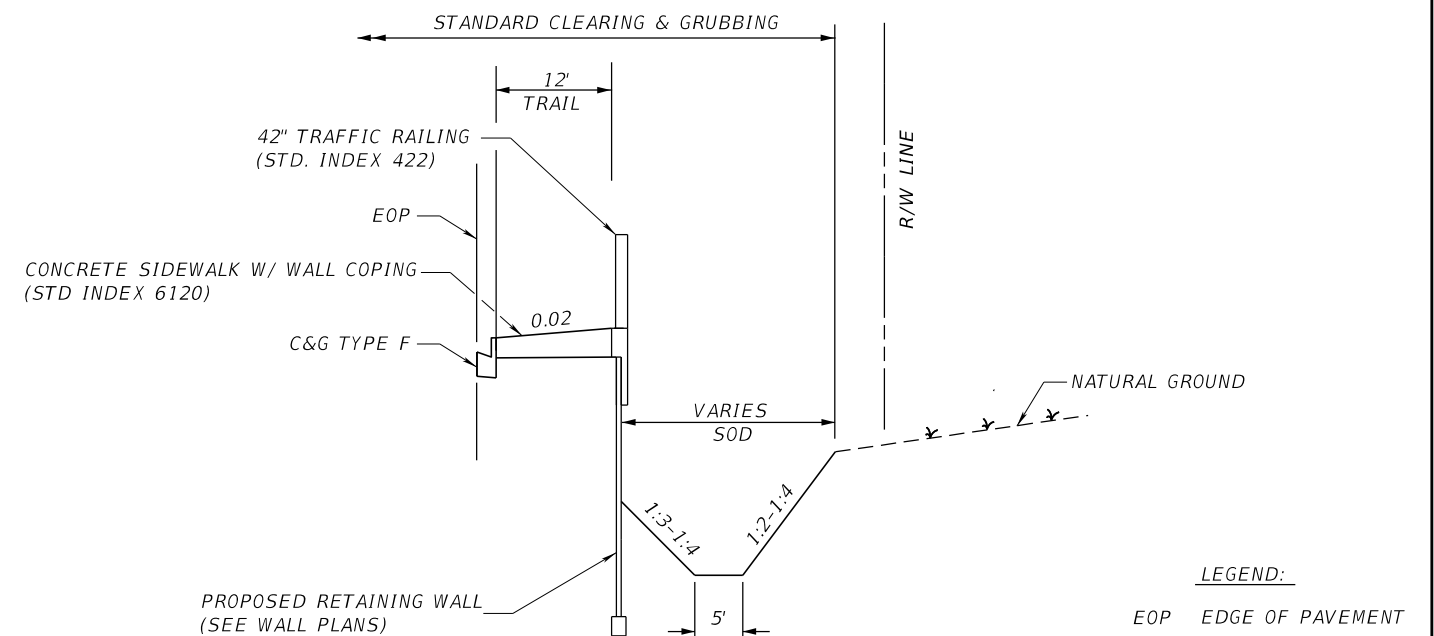
** NOTE: WHERE SHOULDER PAVEMENT USED IN CONJUNCTION WITH SHOULDER GUTTER IS LESS THAN 6' UNIFORM WIDTH, REFER TO INDEX 525 GENERAL NOTES.

RAMPS SHOULDER GUTTER AND GUARDRAIL DETAIL
 CONST RAMP A STA. 209+00.00 TO STA 211+32.10 LT
 CONST RAMP B STA. 307+20.00 TO STA 309+08.45 RT (W/O GUARDRAIL)
 CONST RAMP C STA. 401+98.00 TO STA 406+00.00 RT (W/O GUARDRAIL)
 CONST RAMP D STA. 504+47.44 TO STA 509+07.57 RT
 CONST RAMP E STA. 606+31.29 TO STA 607+41.86 RT (W/O GUARDRAIL)

LEGEND:
 EOTL EDGE OF TRAVEL LANE



EB FRONTAGE ROAD WITH PAVED SHOULDER AND RETAINING WALL DETAIL
 CONST EB FRONTAGE RD STA. 170+86.74 TO STA. 172+36.78 RT



EB FRONTAGE ROAD RETAINING WALL DITCH DETAIL
 CONST EB FRONTAGE RD STA. 2007+96.00 TO STA 2022+27.00 RT

REVISIONS			
DATE	DESCRIPTION	DATE	DESCRIPTION

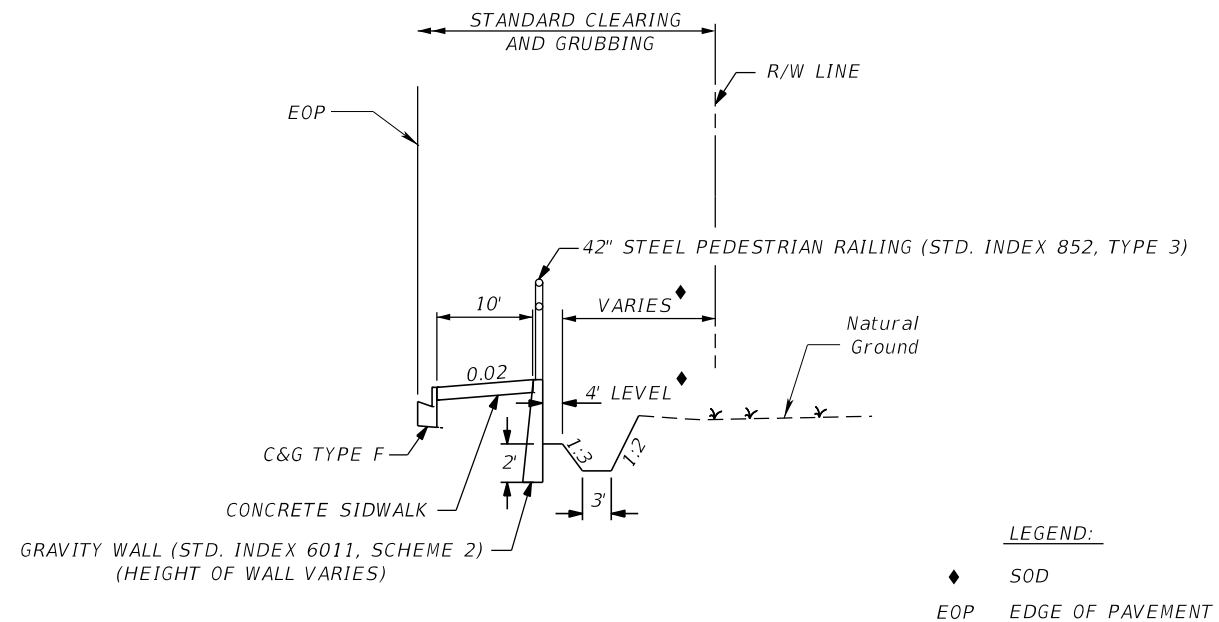
GARFIELD L. FOSTER
 P.E. LICENSE NO. 59893
 URS CORPORATION
 315 E. ROBINSON STREET, SUITE 245
 ORLANDO, FL 32801-1949
 PH (407) 422-0353 FAX (407) 423-2695
 CERTIFICATE OF AUTHORIZATION NO. 000002

STATE OF FLORIDA DEPARTMENT OF TRANSPORTATION		
ROAD NO.	COUNTY	FINANCIAL PROJECT ID
429	SEMINOLE	240200-2-52-01

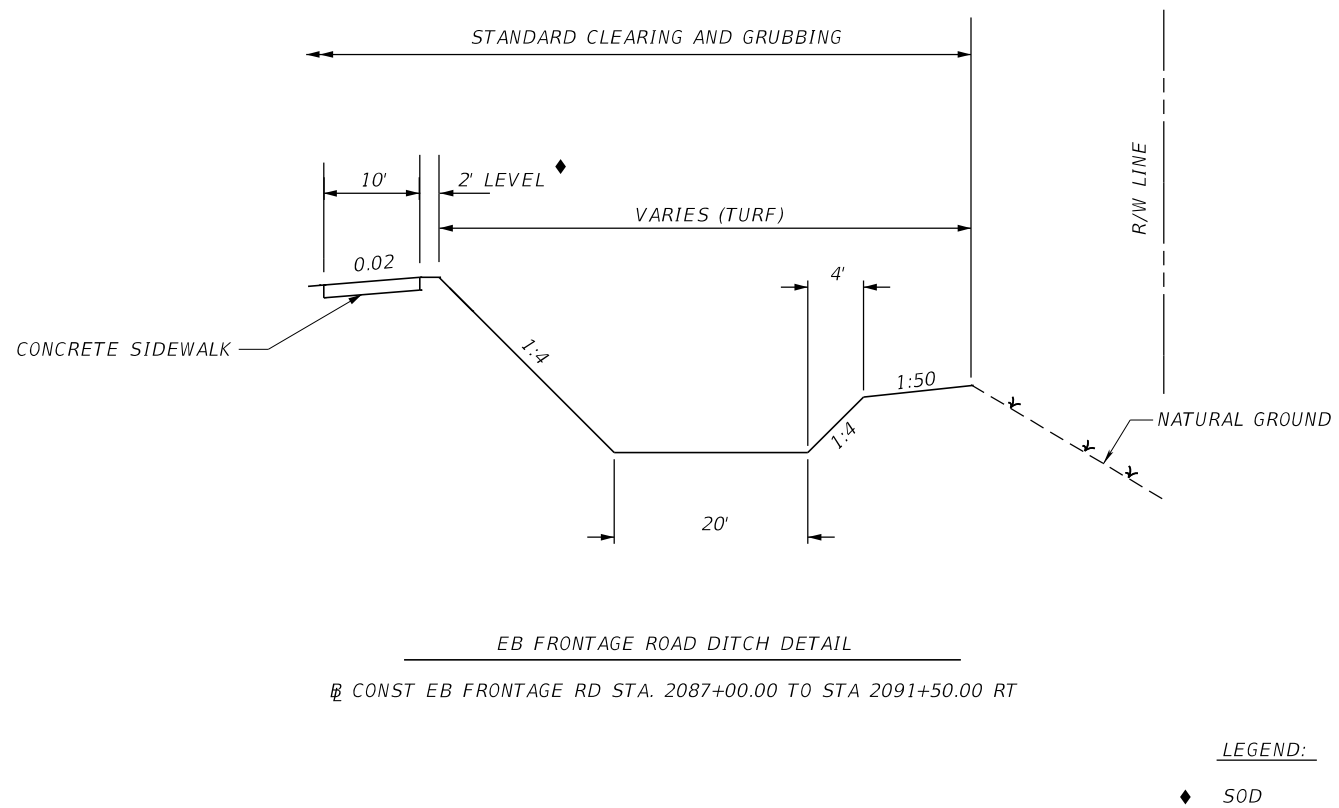
TYPICAL SECTION DETAILS

SHEET NO.
 50

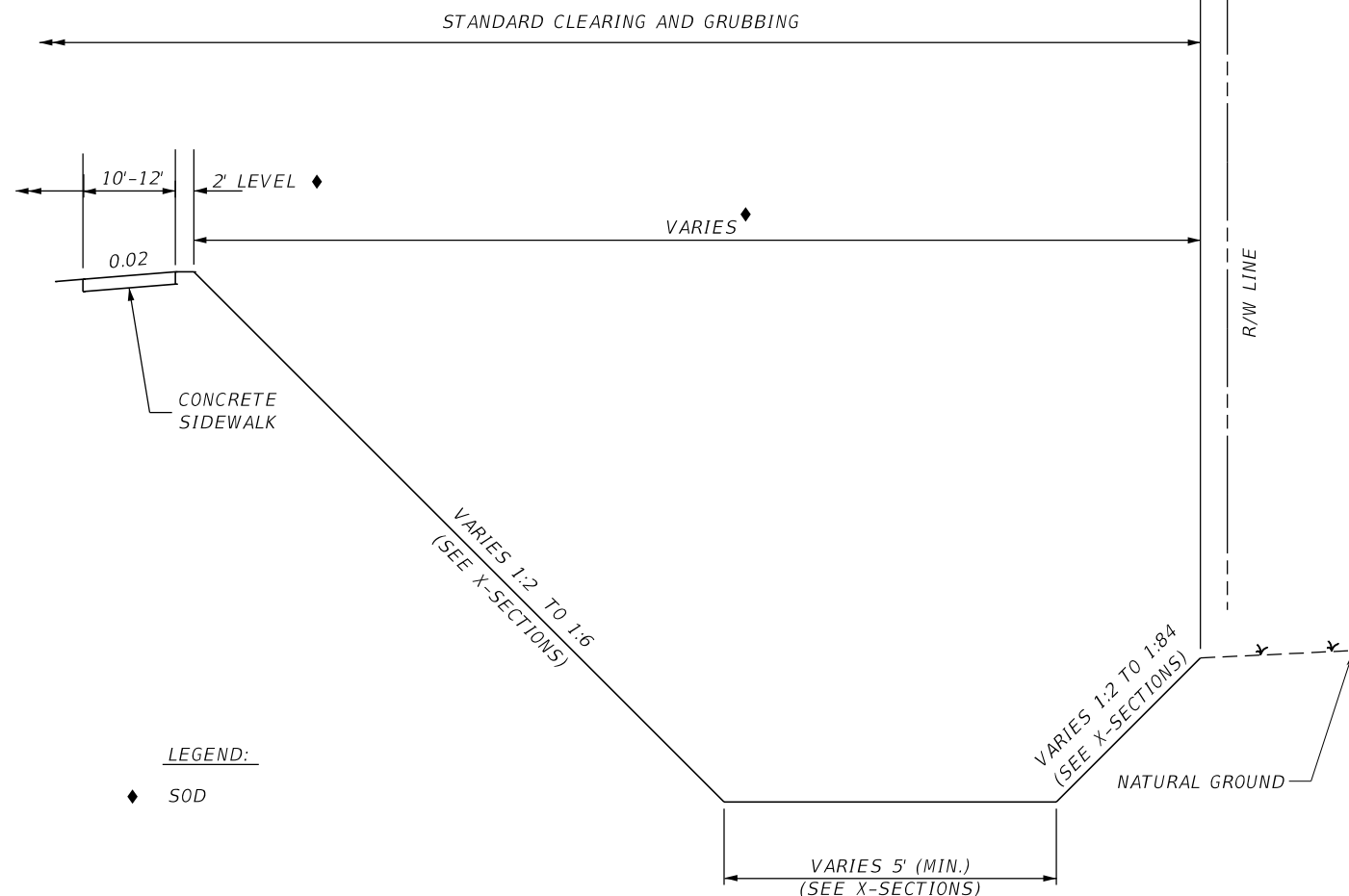
PRELIMINARY: NOT FOR CONSTRUCTION



EB FRONTAGE ROAD GRAVITY WALL WITH DITCH DETAIL
 CONST EB FRONTAGE ROAD STA. 2050+03.00 TO STA 2052+53.00 RT



EB FRONTAGE ROAD DITCH DETAIL
 CONST EB FRONTAGE RD STA. 2087+00.00 TO STA 2091+50.00 RT



EB FRONTAGE RD DITCH DETAIL
 EB FRONTAGE RD STA. 2003+22.71 TO STA. 2007+96.00 RT.
 EB FRONTAGE RD STA. 2022+27.00 TO STATION EQUATION STA. 2025+17.86 BK = STA. 2025+15.46 AH RT.
 EB FRONTAGE RD STA. 2025+15.46 TO STA. 2025+54.11 RT.
 EB FRONTAGE RD STA. 2026+90.11 TO STA. 2043+02.49 RT.
 EB FRONTAGE RD STA. 2044+53.12 TO STA. 2049+03.36 RT.
 EB FRONTAGE RD STA. 2049+53.39 TO STA. 2050+03.00 RT.
 EB FRONTAGE RD STA. 2053+03.39 TO STA. 2055+03.39 RT.
 EB FRONTAGE RD STA. 2073+67.55 TO STA. 2075+14.43 RT.
 EB FRONTAGE RD STA. 2075+61.49 TO STA. 2082+24.17 RT.
 EB FRONTAGE RD STA. 2084+30.15 TO STA. 2087+00.00 RT.
 EB FRONTAGE RD STA. 2091+50.00 TO STA. 2092+96.09 RT.
 EB FRONTAGE RD STA. 2093+97.90 TO STA. 2101+06.63 RT.
 EB FRONTAGE RD STA. 2102+06.63 TO STA. 2110+56.00 RT.
 EB FRONTAGE RD STA. 2115+85.66 TO STA. 2117+57.49 RT.
 EB FRONTAGE RD STA. 2119+07.91 TO STA. 2120+13.57 RT.
 EB FRONTAGE RD STA. 2149+00.00 TO STA. 2152+00.00 RT.
 EB FRONTAGE RD STA. 2156+50.00 TO STA. 2163+57.00 RT.

REVISIONS			
DATE	DESCRIPTION	DATE	DESCRIPTION

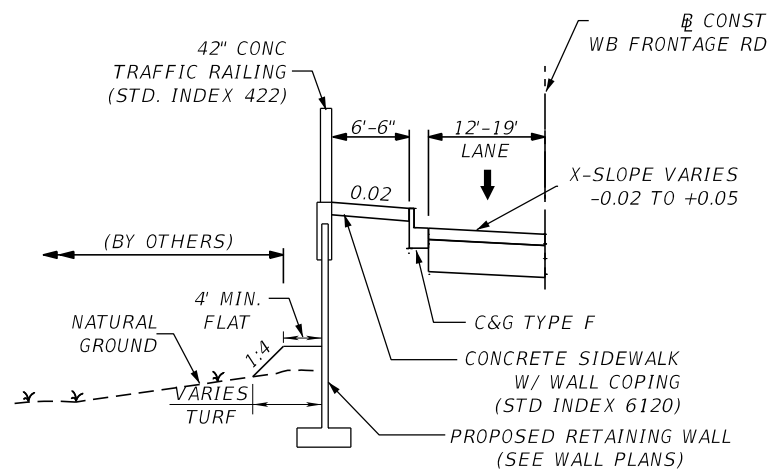
GARFIELD L. FOSTER
 P.E. LICENSE NO. 59893
 URS CORPORATION
 315 E. ROBINSON STREET, SUITE 245
 ORLANDO, FL 32801-1949
 PH (407) 422-0353 FAX (407) 423-2695
 CERTIFICATE OF AUTHORIZATION NO. 000002

STATE OF FLORIDA DEPARTMENT OF TRANSPORTATION		
ROAD NO.	COUNTY	FINANCIAL PROJECT ID
429	SEMINOLE	240200-2-52-01

TYPICAL SECTION DETAILS

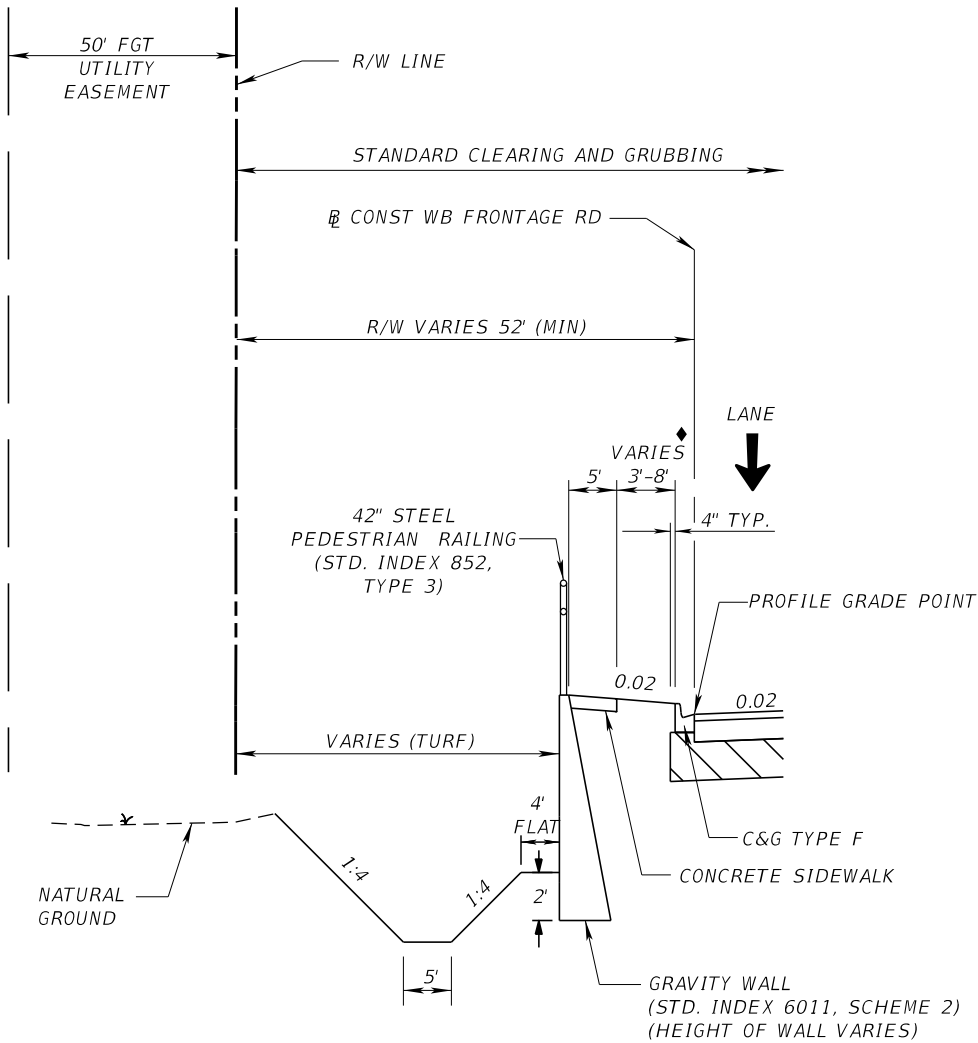
SHEET NO. 51

PRELIMINARY: NOT FOR CONSTRUCTION



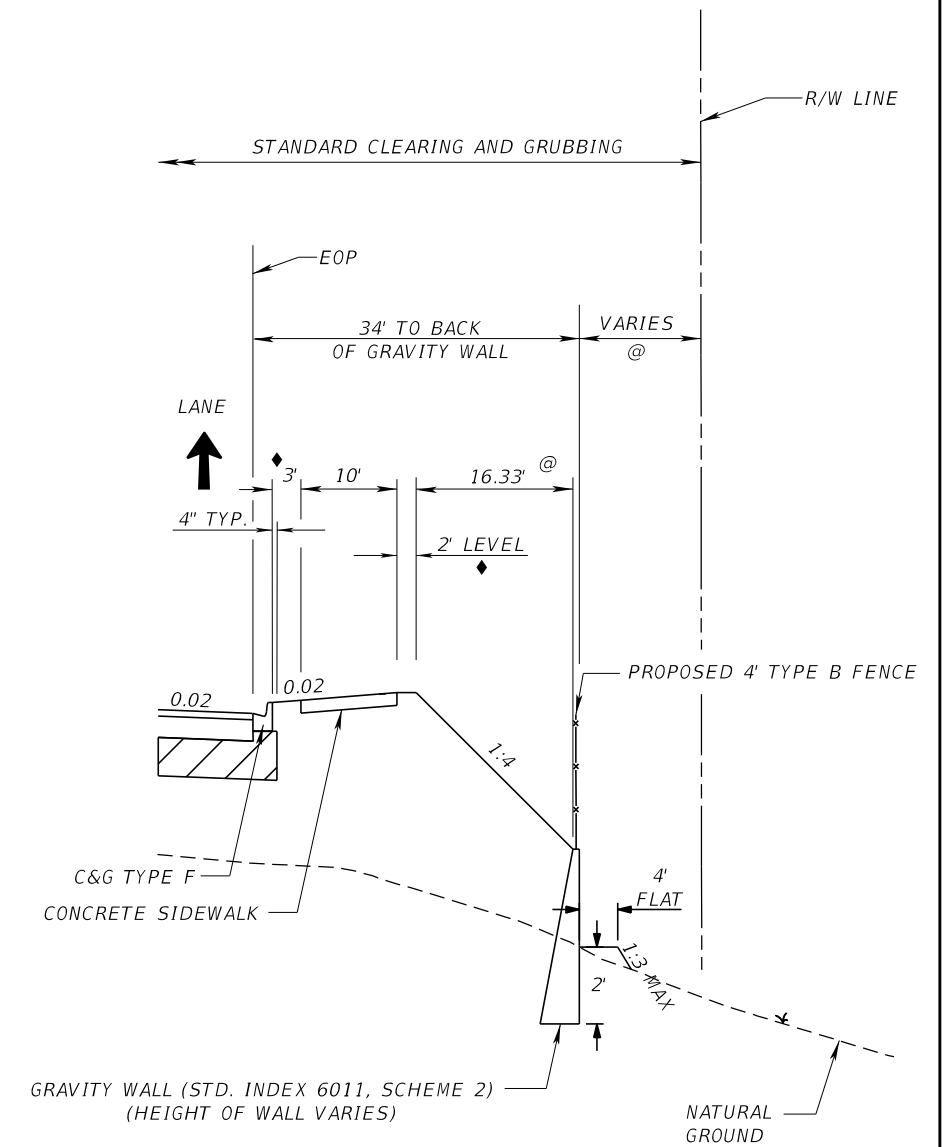
WB FRONTAGE ROAD RETAINING WALL DETAIL

STA. 3002+00.00 TO STA. 3003+75.43 LT



WB FRONTAGE ROAD GRAVITY WALL AND DITCH DETAIL

WB CONST WB FRONTAGE ROAD STA. 3014+25.00 TO STA 3018+00.00 LT.



EB FRONTAGE ROAD GRAVITY WALL DETAIL

WB CONST EB FRONTAGE ROAD STA. 2110+56.00 TO STA 2115+60.00 RT

LEGEND:

◆ SOD

LEGEND:

@ TURF

◆ SOD

EOP EDGE OF PAVEMENT

REVISIONS			
DATE	DESCRIPTION	DATE	DESCRIPTION

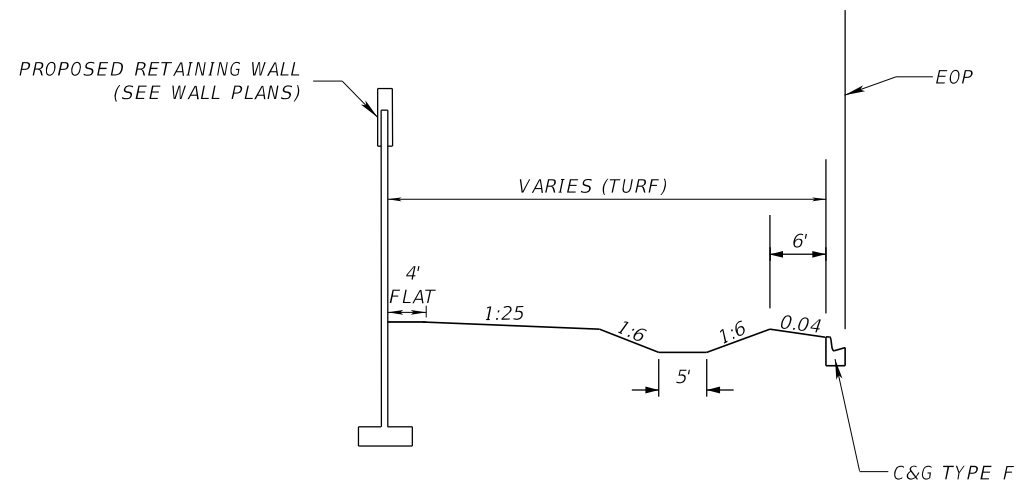
GARFIELD L. FOSTER
P.E. LICENSE NO. 59893
URS CORPORATION
315 E. ROBINSON STREET, SUITE 245
ORLANDO, FL 32801-1949
PH (407) 422-0353 FAX (407) 423-2695
CERTIFICATE OF AUTHORIZATION NO. 000002

STATE OF FLORIDA DEPARTMENT OF TRANSPORTATION		
ROAD NO.	COUNTY	FINANCIAL PROJECT ID
429	SEMINOLE	240200-2-52-01

TYPICAL SECTION DETAILS

SHEET NO.
52

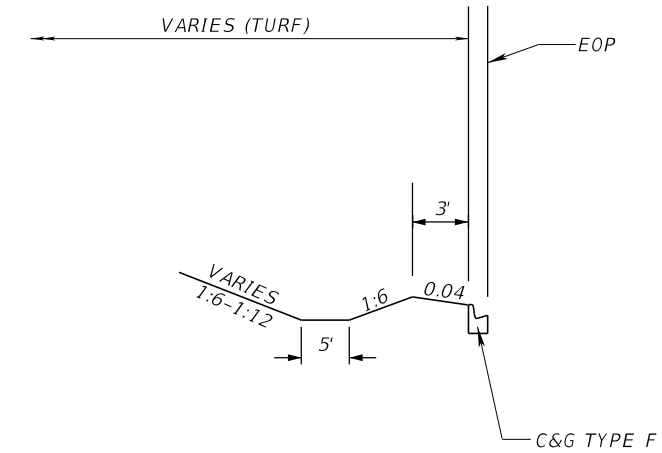
PRELIMINARY: NOT FOR CONSTRUCTION



EB FRONTAGE ROAD DITCH DETAIL

CONST EB FRONTAGE ROAD STA. 2137+09.71 TO STA 2140+98.64 LT

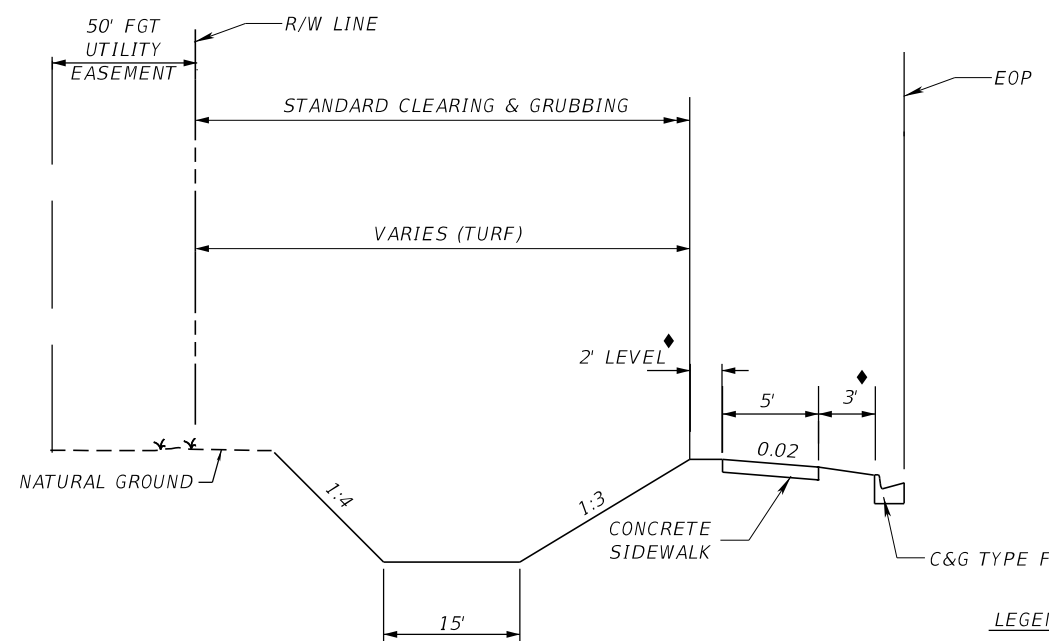
LEGEND:
EOP EDGE OF PAVEMENT



EB FRONTAGE ROAD DITCH DETAIL

CONST EB FRONTAGE ROAD STA. 2144+50.00 TO STA 2147+50.00 LT

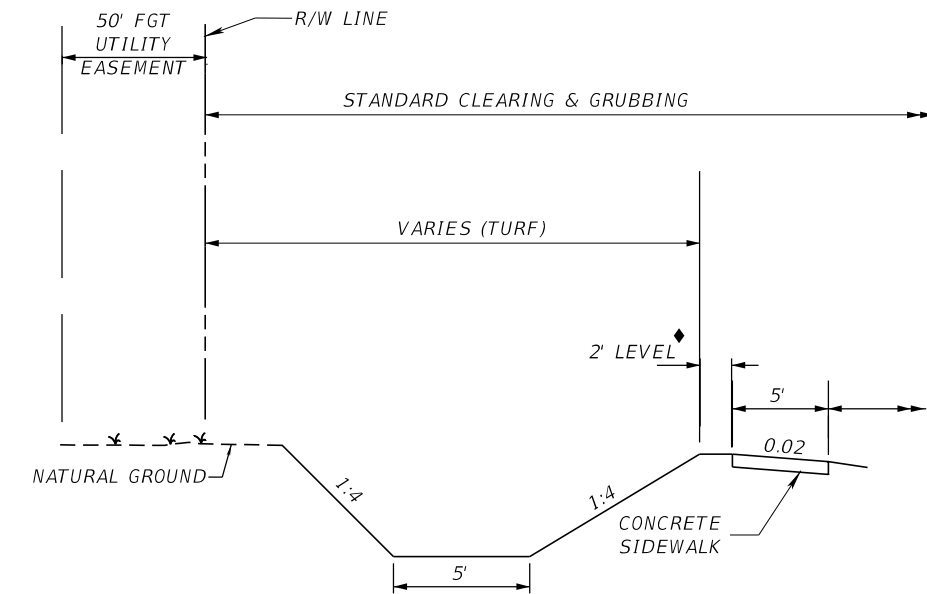
LEGEND:
EOP EDGE OF PAVEMENT



WB FRONTAGE ROAD DITCH DETAIL

CONST WB FRONTAGE ROAD STA. 3003+50.00 TO STA 3006+47.00 LT

LEGEND:
SOD
EOP EDGE OF PAVEMENT



WB FRONTAGE ROAD DITCH DETAIL

CONST WB FRONTAGE ROAD STA. 3034+56.07 TO STA 3036+56.39 LT
 CONST WB FRONTAGE ROAD STA. 3116+48.01 TO STA 3119+98.01 LT
 CONST WB FRONTAGE ROAD STA. 3120+48.01 TO STA 3125+73.01 LT
 CONST WB FRONTAGE ROAD STA. 3126+48.01 TO STA 3130+49.47 LT
 CONST WB FRONTAGE ROAD STA. 3156+36.83 TO STA 3157+00.00 LT
 CONST WB FRONTAGE ROAD STA. 3157+75.00 TO STA 3158+57.24 LT
 CONST WB FRONTAGE ROAD STA. 3170+91.39 TO STA 3174+48.40 LT
 CONST WB FRONTAGE ROAD STA. 3175+29.89 TO STA 3177+91.41 LT

LEGEND:
SOD

REVISIONS			
DATE	DESCRIPTION	DATE	DESCRIPTION

GARFIELD L. FOSTER
 P.E. LICENSE NO. 59893
 URS CORPORATION
 315 E. ROBINSON STREET, SUITE 245
 ORLANDO, FL 32801-1949
 PH (407) 422-0353 FAX (407) 423-2695
 CERTIFICATE OF AUTHORIZATION NO. 000002

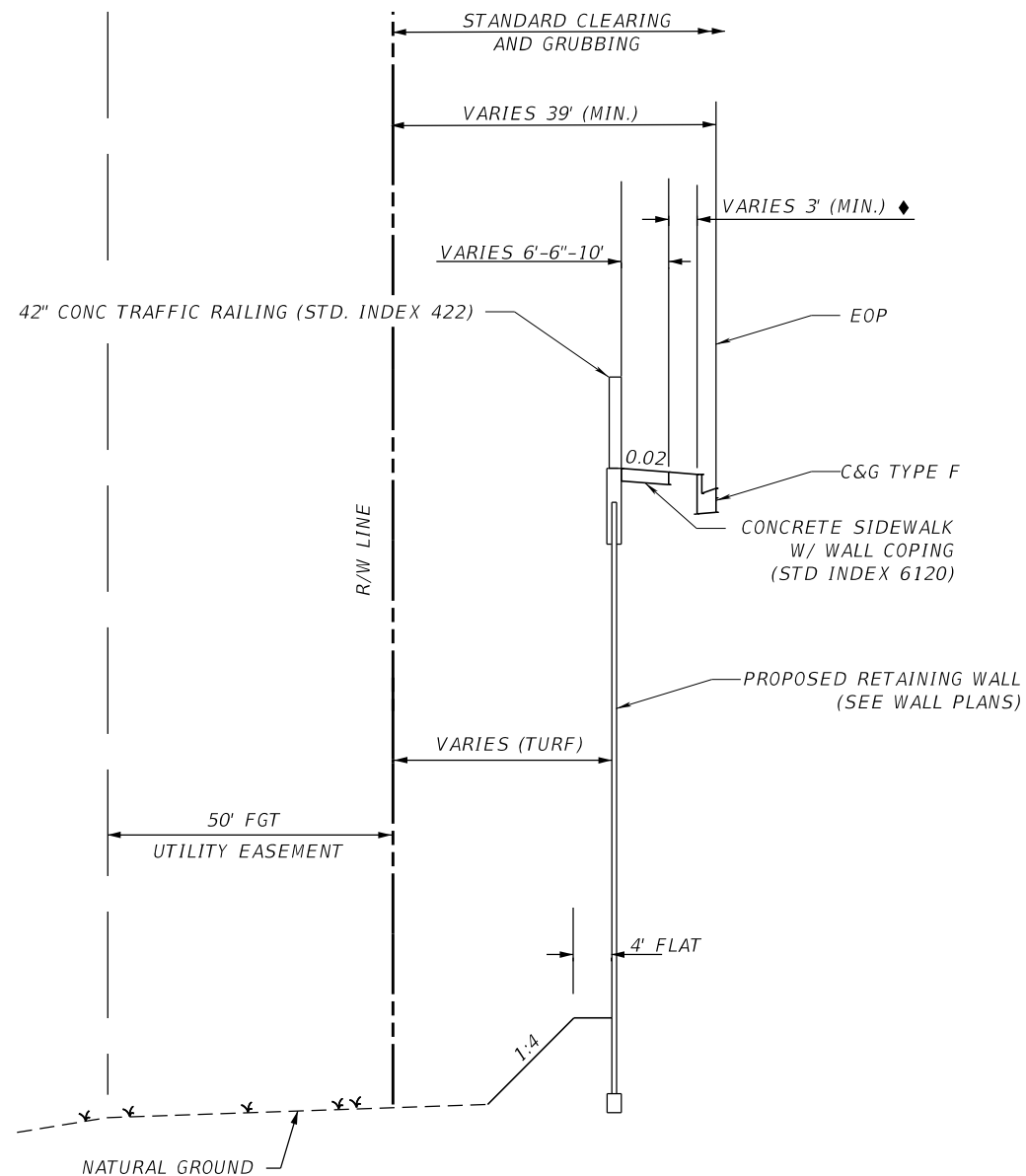
STATE OF FLORIDA DEPARTMENT OF TRANSPORTATION		
ROAD NO.	COUNTY	FINANCIAL PROJECT ID
429	SEMINOLE	240200-2-52-01

TYPICAL SECTION DETAILS

SHEET NO.

53

PRELIMINARY: NOT FOR CONSTRUCTION

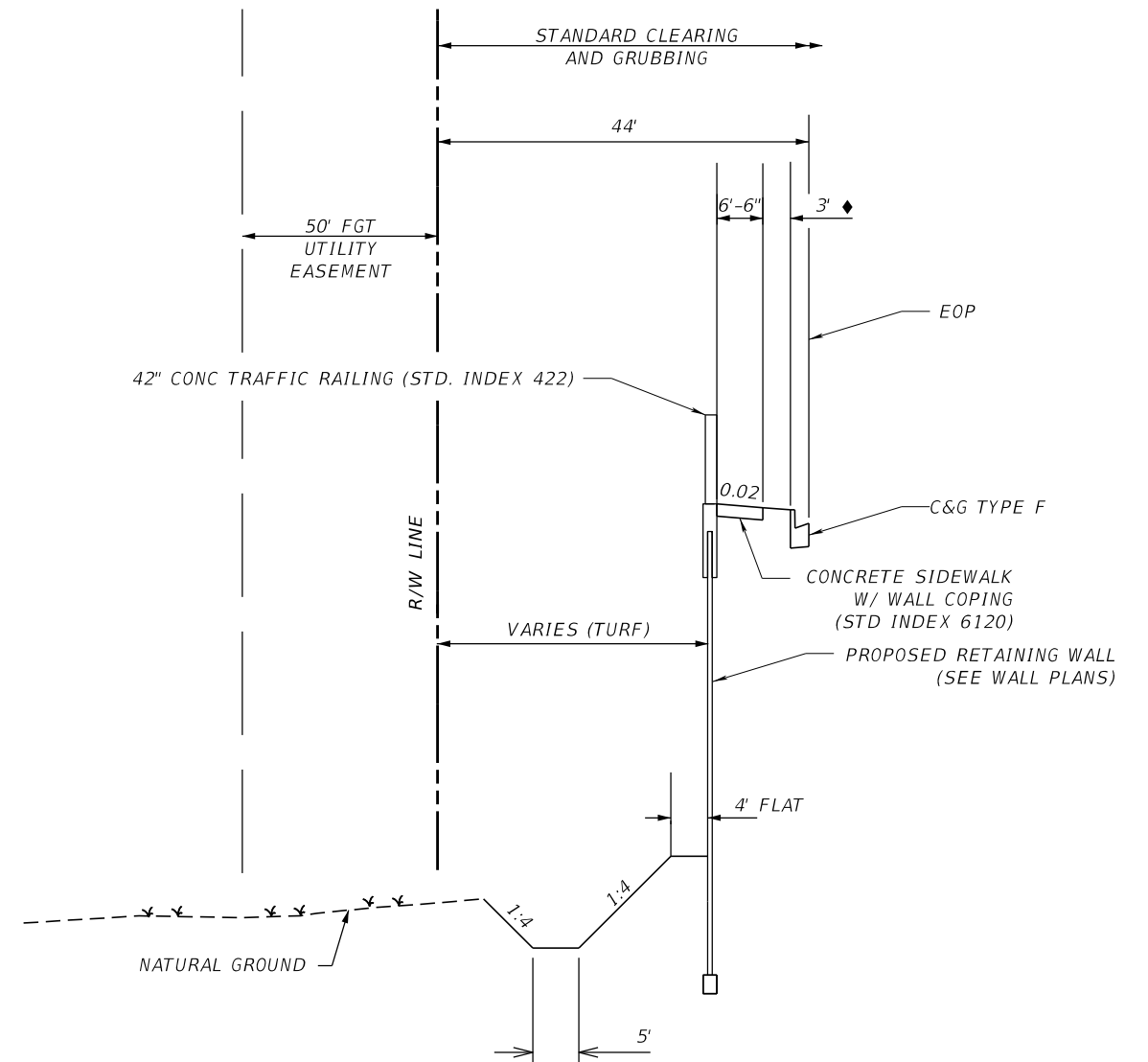


WB FRONTAGE ROAD RETAINING WALL SECTION DETAIL

CONST WB FRONTAGE RD STA. 3088+68.00 TO STA 3102+68.00 LT

LEGEND:

- ◆ SOD
- EOP EDGE OF PAVEMENT



WB FRONTAGE ROAD RETAINING WALL WITH DITCH DETAIL

CONST WB FRONTAGE RD ST 3102+68.00 TO STA 3104+40.00 LT.

LEGEND:

- ◆ SOD
- EOP EDGE OF PAVEMENT

REVISIONS			
DATE	DESCRIPTION	DATE	DESCRIPTION

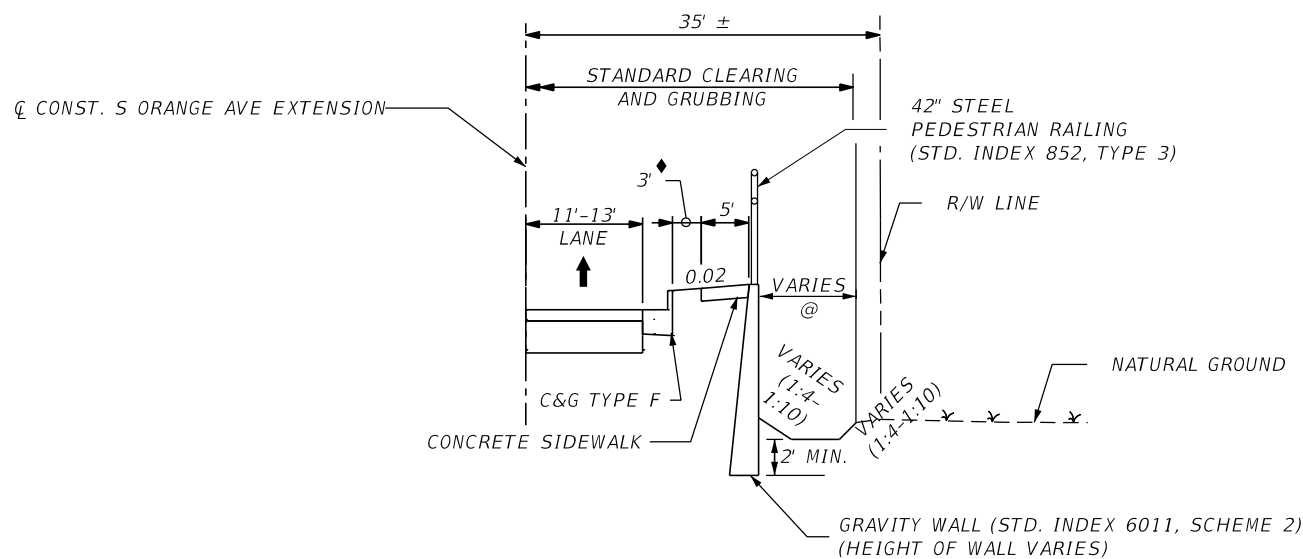
GARFIELD L. FOSTER
P.E. LICENSE NO. 59893
URS CORPORATION
315 E. ROBINSON STREET, SUITE 245
ORLANDO, FL 32801-1949
PH (407) 422-0353 FAX (407) 423-2695
CERTIFICATE OF AUTHORIZATION NO. 000002

STATE OF FLORIDA DEPARTMENT OF TRANSPORTATION		
ROAD NO.	COUNTY	FINANCIAL PROJECT ID
429	SEMINOLE	240200-2-52-01

TYPICAL SECTION DETAILS

SHEET NO. 54

PRELIMINARY: NOT FOR CONSTRUCTION

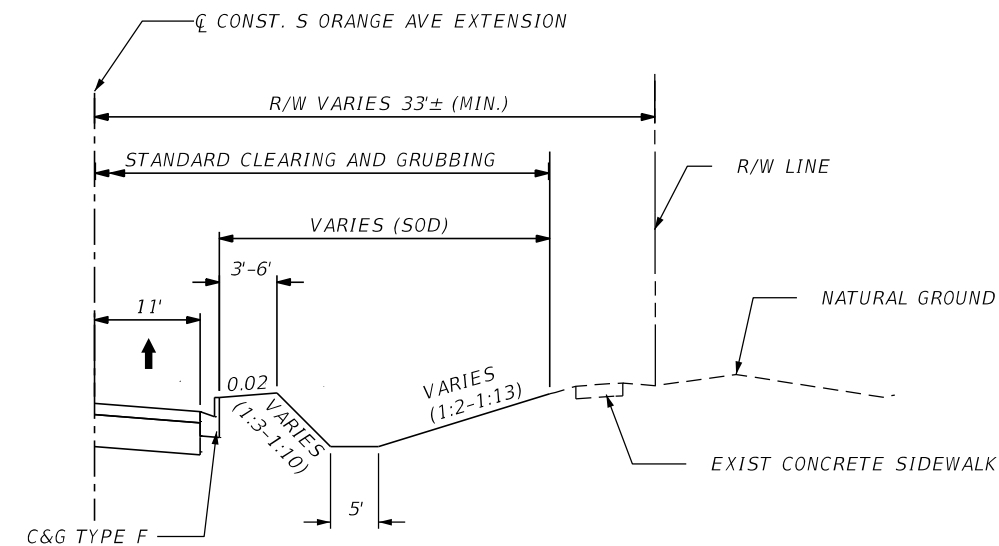


S. ORANGE AVE EXTENSION GRAVITY WALL DETAIL

STA. 799+65.00 TO STA. 800+22.16 RT
 STA. 800+45.55 TO STA. 802+17.98 RT
 STA. 802+41.83 TO STA. 803+40.00 RT

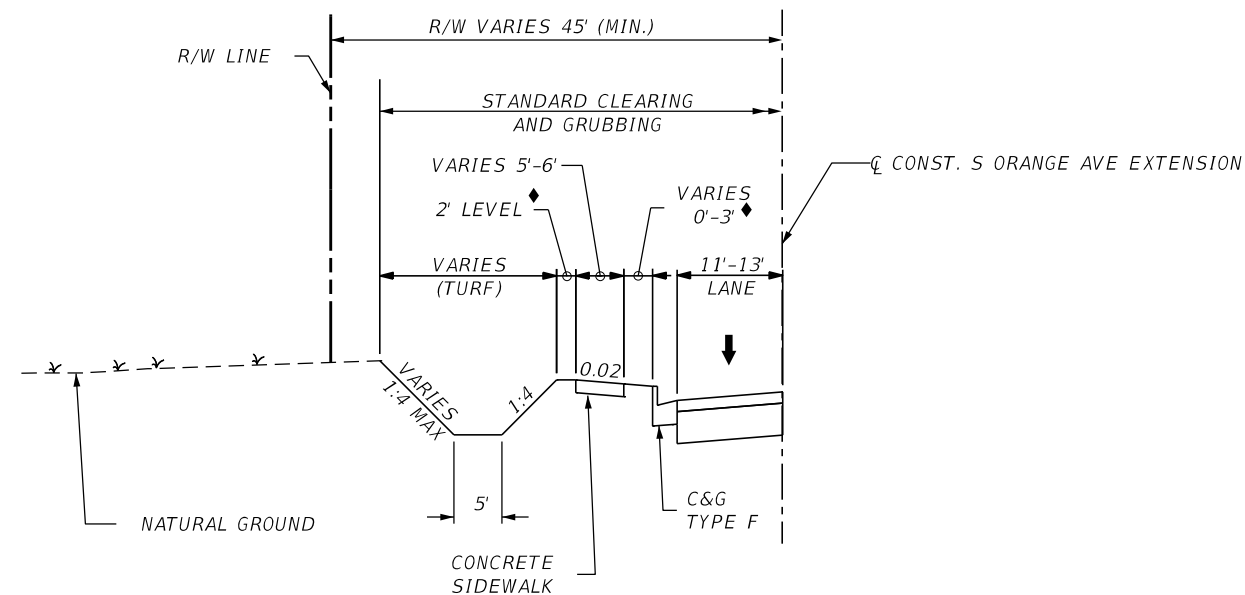
LEGEND:

- @ TURF
- ◆ SOD



S. ORANGE AVE EXTENSION DITCH DETAIL

STA. 808+06.00± TO STA. 809+60.00± RT
 STA. 810+63.00 TO STA. 811+93.37 RT

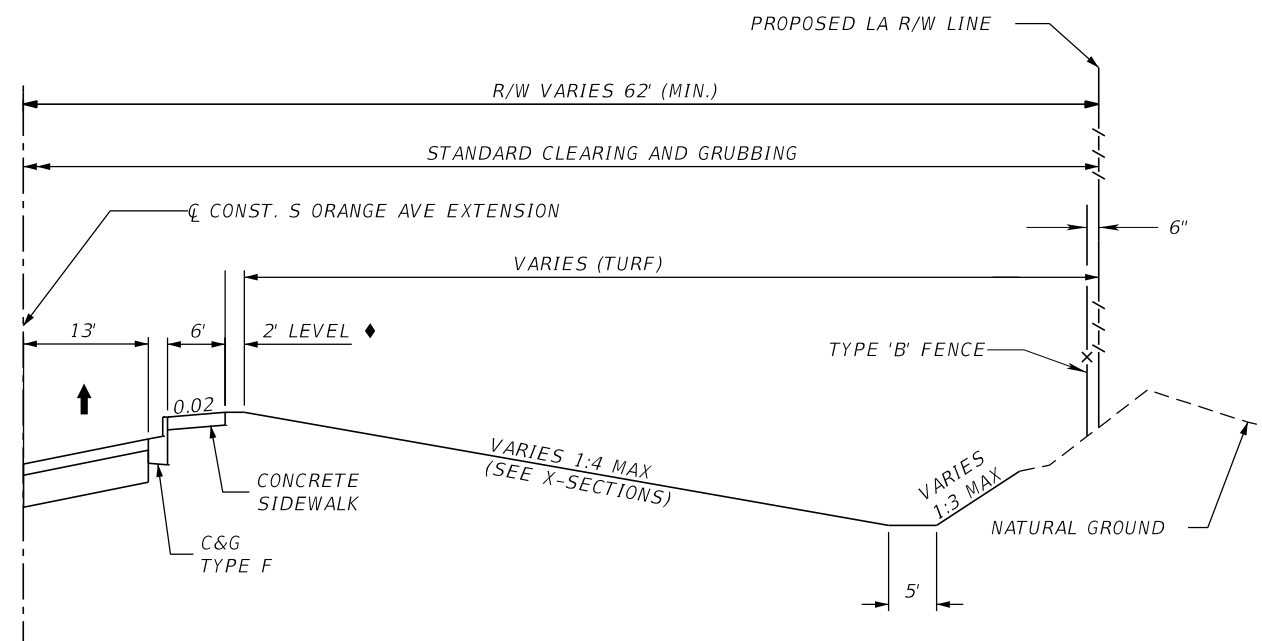


S. ORANGE AVE EXTENSION DITCH DETAIL

STA. 808+40.00 TO STA. 809+75.00 LT
 STA. 810+50.00 TO STA. 813+11.11 LT
 STA. 820+50.00 TO STA. 821+50.00 LT

LEGEND:

- ◆ SOD



S. ORANGE AVE EXTENSION TYPICAL SECTION DITCH DETAIL

STA. 818+50.00 TO STA. 819+00.00 RT

LEGEND:

- ◆ SOD

REVISIONS			
DATE	DESCRIPTION	DATE	DESCRIPTION

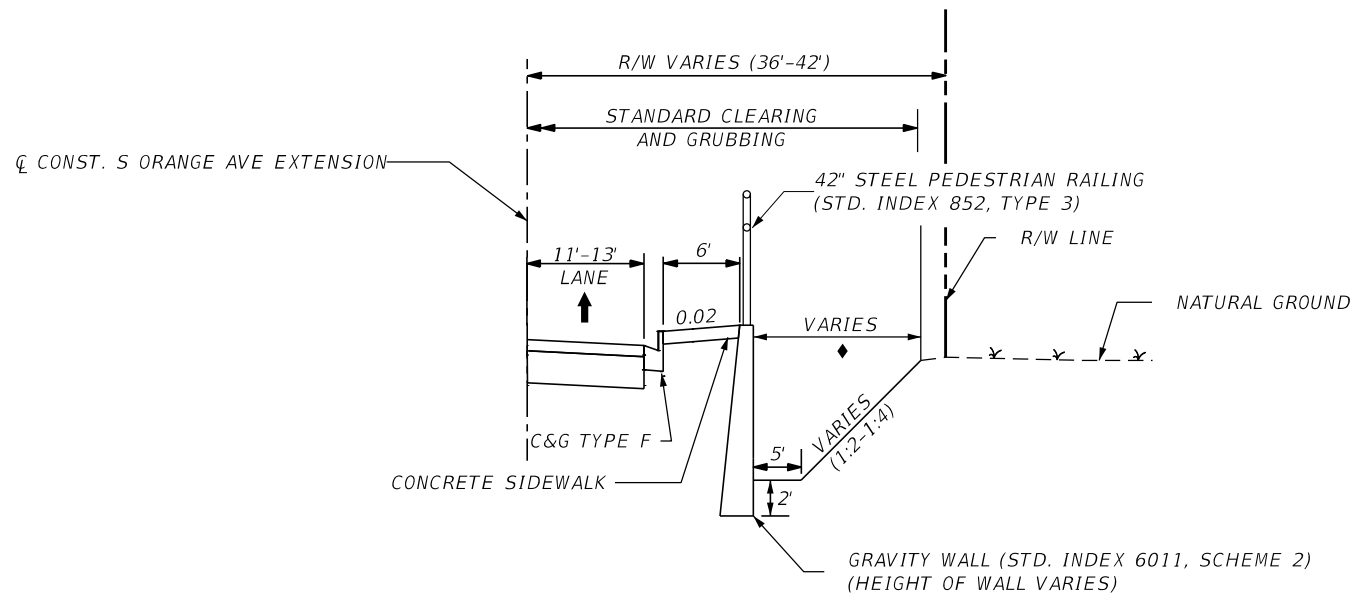
GARFIELD L. FOSTER
 P.E. LICENSE NO. 59893
 URS CORPORATION
 315 E. ROBINSON STREET, SUITE 245
 ORLANDO, FL 32801-1949
 PH (407) 422-0353 FAX (407) 423-2695
 CERTIFICATE OF AUTHORIZATION NO. 000002

STATE OF FLORIDA DEPARTMENT OF TRANSPORTATION		
ROAD NO.	COUNTY	FINANCIAL PROJECT ID
429	SEMINOLE	240200-2-52-01

TYPICAL SECTION DETAILS

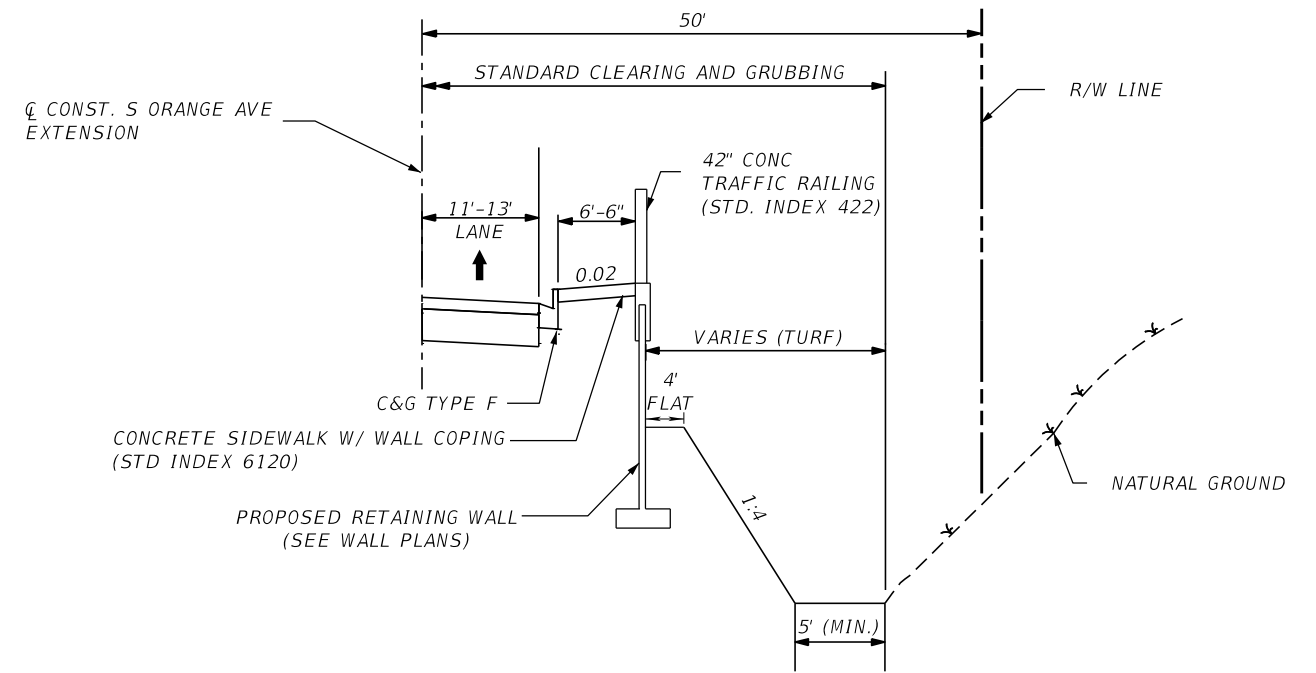
SHEET NO. 55

PRELIMINARY: NOT FOR CONSTRUCTION

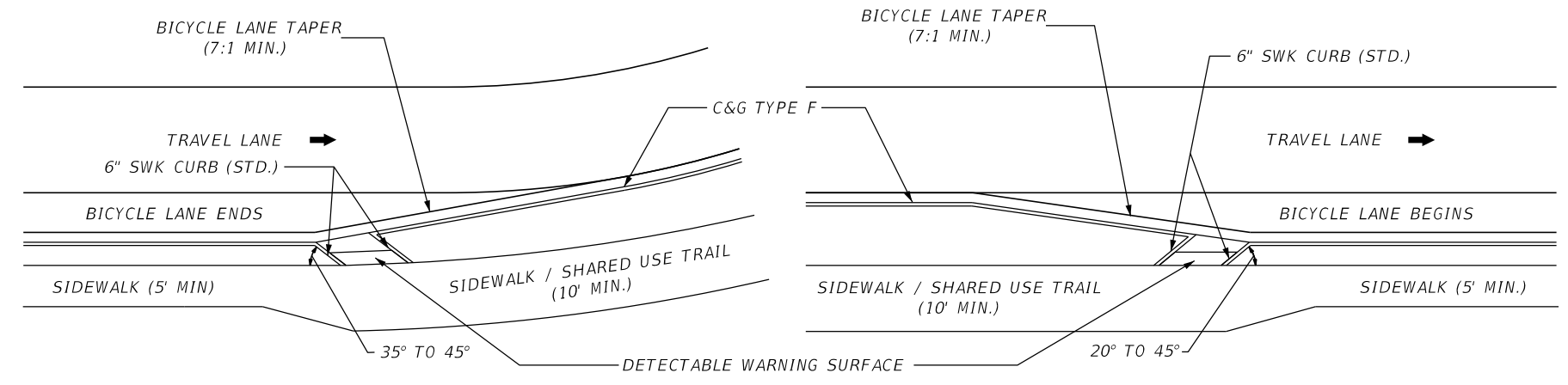


S. ORANGE AVE EXTENSION GRAVITY WALL WITH DITCH DETAIL
STA. 812+45.00 TO STA. 814+60.00 RT

LEGEND:
◆ SOD



S. ORANGE AVE EXTENSION RETAINING WALL DETAIL
STA. 814+60.00 TO STA. 817+50.00 RT



RAMP-UP (EXIT) FOR BICYCLES
BIKE RAMP DETAILS
N.T.S.
RAMP-DOWN (ENTRY) FOR BICYCLES

REVISIONS				GARFIELD L. FOSTER P.E. LICENSE NO. 59893 URS CORPORATION 315 E. ROBINSON STREET, SUITE 245 ORLANDO, FL 32801-1949 PH (407) 422-0353 FAX (407) 423-2695 CERTIFICATE OF AUTHORIZATION NO. 000002	STATE OF FLORIDA DEPARTMENT OF TRANSPORTATION			SHEET NO. 56
DATE	DESCRIPTION	DATE	DESCRIPTION		ROAD NO.	COUNTY	FINANCIAL PROJECT ID	
					429	SEMINOLE	240200-2-52-01	

TYPICAL SECTION DETAILS

PRELIMINARY: NOT FOR CONSTRUCTION

SUMMARY OF NON-STANDARD SHOULDER SUPERELEVATION

STATION	TO	STATION	BASELINE	DIRECTION	LOCATION	TRANSITION DESCRIPTION	REMARKS
938+46.00	TO	939+46.00	Q CONST SR 429	WB	OUTSIDE	e = (-) 0.060 TO e = (-) 0.020	
944+22.00	TO	949+27.00	Q CONST SR 429	WB	OUTSIDE	SEE SPECIAL GUTTER PROFILE	
954+14.00	TO	956+04.00	Q CONST SR 429	WB	OUTSIDE	SEE SPECIAL GUTTER PROFILE	
962+51.00	TO	963+51.00	Q CONST SR 429	WB	OUTSIDE	e = (-) 0.060 TO e = (-) 0.020	
968+09.00	TO	970+09.00	Q CONST SR 429	WB	OUTSIDE	e = (-) 0.020 TO e = (-) 0.060	
976+93.00	TO	977+93.00	Q CONST SR 429	WB	OUTSIDE	e = (-) 0.060 TO e = (-) 0.020	
982+50.00	TO	983+50.00	Q CONST SR 429	WB	OUTSIDE	e = (-) 0.020 TO e = (-) 0.060	
994+23.10	TO	996+43.10	Q CONST SR 429	WB	OUTSIDE	SEE SPECIAL GUTTER PROFILE	
996+43.10	TO	999+45.50	Q CONST SR 429	WB	OUTSIDE	e = 0.000 TO e = (+) 0.042	
999+45.50	TO	1014+15.09	Q CONST SR 429	WB	OUTSIDE	e = (+) 0.042	
1014+15.09	TO	1016+35.09	Q CONST SR 429	WB	OUTSIDE	e = (+) 0.042 TO e = 0.011	
1016+35.09	TO	1020+71.00	Q CONST SR 429	WB	OUTSIDE	SEE SPECIAL GUTTER PROFILE	
1025+29.00	TO	1026+29.00	Q CONST SR 429	WB	OUTSIDE	e = (-) 0.038 TO e = (-) 0.060	
1041+24.43	TO	1043+04.43	Q CONST SR 429	WB	OUTSIDE	SEE SPECIAL GUTTER PROFILE	
1053+10.65	TO	1055+48.25	Q CONST SR 429	WB	OUTSIDE	e = (-) 0.060 TO e = (+) 0.033	
1055+48.25	TO	1111+11.96	Q CONST SR 429	WB	OUTSIDE	e = (+) 0.033	
1111+11.96	TO	1113+49.56	Q CONST SR 429	WB	OUTSIDE	e = (+) 0.033 TO e = (-) 0.060	
938+46.00	TO	939+46.00	Q CONST SR 429	WB	MEDIAN	e = (-) 0.050 TO e = (+) 0.020	
944+22.00	TO	945+22.00	Q CONST SR 429	WB	MEDIAN	e = (+) 0.020 TO e = (-) 0.050	
962+51.00	TO	963+51.00	Q CONST SR 429	WB	MEDIAN	e = (-) 0.050 TO e = (+) 0.020	
968+09.00	TO	969+09.00	Q CONST SR 429	WB	MEDIAN	e = (+) 0.020 TO e = (-) 0.050	
976+93.00	TO	977+93.00	Q CONST SR 429	WB	MEDIAN	e = (-) 0.050 TO e = (+) 0.020	
982+50.00	TO	983+50.00	Q CONST SR 429	WB	MEDIAN	e = (+) 0.020 TO e = (-) 0.050	
1017+71.00	TO	1020+71.00	Q CONST SR 429	WB	MEDIAN	e = (-) 0.050 TO e = (+) 0.038	
1025+29.00	TO	1026+29.00	Q CONST SR 429	WB	MEDIAN	e = (+) 0.038 TO e = (-) 0.032	
1038+11.01	TO	1038+68.61	Q CONST SR 429	WB	MEDIAN	e = (-) 0.032 TO e = (-) 0.040	
1038+68.61	TO	1039+16.61	Q CONST SR 429	WB	MEDIAN	e = (-) 0.040 TO e = (-) 0.050	
1055+48.25	TO	1055+87.29	Q CONST SR 429	WB	MEDIAN	e = (-) 0.050 TO e = (-) 0.033	
1060+06.00	TO	1061+06.00	Q CONST SR 429	WB	MEDIAN	e = (-) 0.033 TO e = (-) 0.050	
1079+72.00	TO	1080+72.00	Q CONST SR 429	WB	MEDIAN	e = (-) 0.050 TO e = (-) 0.033	
1084+88.00	TO	1085+88.00	Q CONST SR 429	WB	MEDIAN	e = (-) 0.033 TO e = (-) 0.050	
1101+84.00	TO	1102+84.00	Q CONST SR 429	WB	MEDIAN	e = (-) 0.050 TO e = (-) 0.033	
1110+11.96	TO	1111+11.96	Q CONST SR 429	WB	MEDIAN	e = (-) 0.033 TO e = (-) 0.050	
938+46.00	TO	939+46.00	Q CONST SR 429	EB	MEDIAN	e = (-) 0.050 TO e = (+) 0.020	
944+22.00	TO	945+22.00	Q CONST SR 429	EB	MEDIAN	e = (+) 0.020 TO e = (-) 0.050	
962+51.00	TO	963+51.00	Q CONST SR 429	EB	MEDIAN	e = (-) 0.050 TO e = (+) 0.020	
968+09.00	TO	969+09.00	Q CONST SR 429	EB	MEDIAN	e = (+) 0.020 TO e = (-) 0.050	
976+93.00	TO	977+93.00	Q CONST SR 429	EB	MEDIAN	e = (-) 0.050 TO e = (-) 0.020	
982+50.00	TO	983+50.00	Q CONST SR 429	EB	MEDIAN	e = (-) 0.020 TO e = (-) 0.050	
1017+71.00	TO	1020+71.00	Q CONST SR 429	EB	MEDIAN	e = (-) 0.050 TO e = (-) 0.038	
1025+29.00	TO	1026+29.00	Q CONST SR 429	EB	MEDIAN	e = (-) 0.038 TO e = (-) 0.050	
1053+86.49	TO	1054+65.69	Q CONST SR 429	EB	MEDIAN	e = (-) 0.050 TO e = (-) 0.040	
1054+65.69	TO	1054+87.29	Q CONST SR 429	EB	MEDIAN	e = (-) 0.040 TO e = (-) 0.037	
1054+87.29	TO	1055+87.29	Q CONST SR 429	EB	MEDIAN	e = (-) 0.037 TO e = (+) 0.033	
1060+06.00	TO	1061+06.00	Q CONST SR 429	EB	MEDIAN	e = (+) 0.033 TO e = (-) 0.037	
1079+72.00	TO	1080+72.00	Q CONST SR 429	EB	MEDIAN	e = (-) 0.037 TO e = (+) 0.033	
1084+88.00	TO	1085+88.00	Q CONST SR 429	EB	MEDIAN	e = (+) 0.033 TO e = (-) 0.037	
1101+84.00	TO	1102+84.00	Q CONST SR 429	EB	MEDIAN	e = (-) 0.037 TO e = (+) 0.033	
1110+72.92	TO	1111+72.92	Q CONST SR 429	EB	MEDIAN	e = (+) 0.033 TO e = (-) 0.037	

**NON-STANDARD SHOULDER
SUPERELEVATION TABLES**

<p align="center">REVISIONS</p> <table border="1"> <thead> <tr> <th>DATE</th> <th>DESCRIPTION</th> <th>DATE</th> <th>DESCRIPTION</th> </tr> </thead> <tbody> <tr> <td> </td> <td> </td> <td> </td> <td> </td> </tr> </tbody> </table>				DATE	DESCRIPTION	DATE	DESCRIPTION					GARFIELD L. FOSTER P.E. LICENSE NO. 59893 URS CORPORATION 315 E. ROBINSON STREET, SUITE 245 ORLANDO, FL 32801-1949 PH (407) 422-0353 FAX (407) 423-2695 CERTIFICATE OF AUTHORIZATION NO. 000002	<p align="center">STATE OF FLORIDA DEPARTMENT OF TRANSPORTATION</p> <table border="1"> <thead> <tr> <th>ROAD NO.</th> <th>COUNTY</th> <th>FINANCIAL PROJECT ID</th> </tr> </thead> <tbody> <tr> <td align="center">429</td> <td align="center">SEMINOLE</td> <td align="center">240200-2-52-01</td> </tr> </tbody> </table>			ROAD NO.	COUNTY	FINANCIAL PROJECT ID	429	SEMINOLE	240200-2-52-01	<p align="center">TYPICAL SECTION DETAILS</p>	SHEET NO. <p align="center">57</p>
DATE	DESCRIPTION	DATE	DESCRIPTION																				
ROAD NO.	COUNTY	FINANCIAL PROJECT ID																					
429	SEMINOLE	240200-2-52-01																					
PRELIMINARY: NOT FOR CONSTRUCTION																							

SUMMARY OF NON-STANDARD SHOULDER SUPERELEVATION (CONT'D)

STATION	TO	STATION	BASELINE	DIRECTION	LOCATION	TRANSITION DESCRIPTION	REMARKS
938+46.00	TO	939+46.00	Q CONST SR 429	EB	OUTSIDE	e = (-) 0.060 TO e = (-) 0.020	
944+22.00	TO	946+22.00	Q CONST SR 429	EB	OUTSIDE	SEE SPECIAL GUTTER PROFILE	
953+71.00	TO	955+97.00	Q CONST SR 429	EB	OUTSIDE	SEE SPECIAL GUTTER PROFILE	
962+51.00	TO	963+51.00	Q CONST SR 429	EB	OUTSIDE	e = (-) 0.060 TO e = (-) 0.020	
968+09.00	TO	970+09.00	Q CONST SR 429	EB	OUTSIDE	e = (-) 0.020 TO e = (-) 0.060	
976+93.00	TO	977+93.00	Q CONST SR 429	EB	OUTSIDE	e = (-) 0.060 TO e = (-) 0.020	
982+50.00	TO	983+50.00	Q CONST SR 429	EB	OUTSIDE	e = (-) 0.020 TO e = (-) 0.060	
998+85.29	TO	999+36.00	Q CONST SR 429	EB	OUTSIDE	SEE SPECIAL GUTTER PROFILE	
999+44.00	TO	1000+30.00	Q CONST SR 429	EB	OUTSIDE	e = (-) 0.077 TO e = (-) 0.042	
1017+17.49	TO	1019+91.47	Q CONST SR 429	EB	OUTSIDE	SEE SPECIAL GUTTER PROFILE	
1019+91.47	TO	1037+43.81	Q CONST SR 429	EB	OUTSIDE	e = (+) 0.038	
1037+43.81	TO	1040+17.41	Q CONST SR 429	EB	OUTSIDE	e = (+) 0.038 TO e = (-) 0.060	
1042+15.00	TO	1043+95.00	Q CONST SR 429	EB	OUTSIDE	SEE SPECIAL GUTTER PROFILE	
1054+87.29	TO	1055+87.29	Q CONST SR 429	EB	OUTSIDE	e = (-) 0.060 TO e = (-) 0.033	
1060+06.00	TO	1061+06.00	Q CONST SR 429	EB	OUTSIDE	e = (-) 0.033 TO e = (-) 0.060	
1068+85.00	TO	1070+65.00	Q CONST SR 429	EB	OUTSIDE	SEE SPECIAL GUTTER PROFILE	
1079+72.00	TO	1080+72.00	Q CONST SR 429	EB	OUTSIDE	e = (-) 0.060 TO e = (-) 0.033	
1084+88.00	TO	1086+98.00	Q CONST SR 429	EB	OUTSIDE	SEE SPECIAL GUTTER PROFILE	
1091+52.38	TO	1096+52.68	Q CONST SR 429	EB	OUTSIDE	SEE SPECIAL GUTTER PROFILE	
1101+84.00	TO	1102+84.00	Q CONST SR 429	EB	OUTSIDE	e = (-) 0.060 TO e = (-) 0.033	
1110+72.92	TO	1111+72.92	Q CONST SR 429	EB	OUTSIDE	e = (-) 0.033 TO e = (-) 0.060	
178+10.00	TO	179+40.00	B CONST EB FRONTAGE RD		RT	SEE SPECIAL EOP PROFILE	
2023+95.00	TO	2024+40.00	B CONST EB FRONTAGE RD		RT	SEE SPECIAL EOP PROFILE	
2086+92.50	TO	2087+90.00	B CONST EB FRONTAGE RD		RT	SEE SPECIAL EOP PROFILE	
2121+26.56	TO	2022+20.00	B CONST EB FRONTAGE RD		RT	SEE SPECIAL EOP PROFILE	
3037+58.00	TO	3038+50.00	B CONST WB FRONTAGE RD		LT	SEE SPECIAL EOP PROFILE	
3057+60.00	TO	3058+90.00	B CONST WB FRONTAGE RD		LT	SEE SPECIAL EOP PROFILE	
3085+58.00	TO	3086+40.00	B CONST WB FRONTAGE RD		LT	SEE SPECIAL EOP PROFILE	
3136+00.00	TO	3136+90.00	B CONST WB FRONTAGE RD		LT	SEE SPECIAL EOP PROFILE	
803+25.00	TO	803+90.00	Q CONST S ORANGE AVE EXT		LT	SEE SPECIAL EOP PROFILE	

**NON-STANDARD SHOULDER
SUPERELEVATION TABLES**

<p align="center">REVISIONS</p> <table border="1"> <thead> <tr> <th>DATE</th> <th>DESCRIPTION</th> <th>DATE</th> <th>DESCRIPTION</th> </tr> </thead> <tbody> <tr> <td> </td> <td> </td> <td> </td> <td> </td> </tr> </tbody> </table>				DATE	DESCRIPTION	DATE	DESCRIPTION					GARFIELD L. FOSTER P.E. LICENSE NO. 59893 URS CORPORATION 315 E. ROBINSON STREET, SUITE 245 ORLANDO, FL 32801-1949 PH (407) 422-0353 FAX (407) 423-2695 CERTIFICATE OF AUTHORIZATION NO. 000002	<p align="center">STATE OF FLORIDA DEPARTMENT OF TRANSPORTATION</p> <table border="1"> <thead> <tr> <th>ROAD NO.</th> <th>COUNTY</th> <th>FINANCIAL PROJECT ID</th> </tr> </thead> <tbody> <tr> <td align="center">429</td> <td align="center">SEMINOLE</td> <td align="center">240200-2-52-01</td> </tr> </tbody> </table>			ROAD NO.	COUNTY	FINANCIAL PROJECT ID	429	SEMINOLE	240200-2-52-01	<p align="center">TYPICAL SECTION DETAILS</p>	SHEET NO. <p align="center">58</p>
DATE	DESCRIPTION	DATE	DESCRIPTION																				
ROAD NO.	COUNTY	FINANCIAL PROJECT ID																					
429	SEMINOLE	240200-2-52-01																					
glen_dvorovy 10/29/2015 11:10:43 AM 0:\Projects\CADD\24020025201\roadway\Typicals\TYP5RD28_NON-STD_SHLDR.DGN																							

PRELIMINARY: NOT FOR CONSTRUCTION

SUMMARY OF NON-STANDARD SHOULDER SUPERELEVATION (CONT'D)

STATION	TO	STATION	BASELINE	DIRECTION	LOCATION	TRANSITION DESCRIPTION	REMARKS
205+73.78	TO	206+57.81	CONST RAMP A		RT	e = (+) 0.028 TO e = (+) 0.020	
206+57.81	TO	211+30.37	CONST RAMP A		RT	e = (+) 0.020	
304+04.97	TO	309+07.18	CONST RAMP B		LT	e = (+) 0.020	
402+00.00	TO	403+84.27	CONST RAMP C		RT	SEE SPECIAL GUTTER PROFILE	
403+84.27	TO	407+57.16	CONST RAMP C		LT	e = (+) 0.031	
407+57.16	TO	408+57.16	CONST RAMP C		LT	e = (+) 0.031 TO (+) 0.042	
505+42.59	TO	506+21.18	CONST RAMP D		LT	e = (+) 0.020	
506+21.18	TO	507+27.18	CONST RAMP D		LT	e = (+) 0.020 TO e = (+) 0.042	
605+16.41	TO	606+00.00	CONST RAMP E		LT	e = (+) 0.033	
606+00.00	TO	607+80.00	CONST RAMP E		LT	SEE SPECIAL GUTTER PROFILE	
606+31.25	TO	607+59.00	CONST RAMP E		RT	SEE SPECIAL GUTTER PROFILE	
607+59.00	TO	610+90.00	CONST RAMP E		RT	e = (+) 0.020	
610+90.00	TO	611+90.00	CONST RAMP E		RT	e = (+) 0.020 TO e = (+) 0.039	
611+90.00	TO	618+50.00	CONST RAMP E		RT	e = (+) 0.039	
614+30.00	TO	615+30.00	CONST RAMP E		LT	e = (-) 0.060 TO e = (-) 0.039	
615+30.00	TO	616+30.00	CONST RAMP E		LT	e = (-) 0.039	
616+30.00	TO	617+30.00	CONST RAMP E		LT	e = (-) 0.039 TO e = (-) 0.060	
617+30.00	TO	618+40.00	CONST RAMP E		LT	SEE SPECIAL GUTTER PROFILE	
707+32.94	TO	709+08.00	CONST RAMP F		LT	e = (+) 0.035	
709+08.00	TO	710+08.00	CONST RAMP F		LT	e = (+) 0.035 TO e = (+) 0.020	
710+08.00	TO	715+54.66	CONST RAMP F		LT	e = (+) 0.020	
710+50.00	TO	711+50.00	CONST RAMP F		RT	e = (-) 0.060 TO e = (-) 0.020	
711+50.00	TO	712+90.00	CONST RAMP F		RT	e = (-) 0.020	
712+90.00	TO	713+65.25	CONST RAMP F		RT	SEE SPECIAL GUTTER PROFILE	
715+54.66	TO	716+60.00	CONST RAMP F		LT	e = (+) 0.020 TO e = (+) 0.03	

**NON-STANDARD SHOULDER
SUPERELEVATION TABLES**

REVISIONS				GARFIELD L. FOSTER P.E. LICENSE NO. 59893 URS CORPORATION 315 E. ROBINSON STREET, SUITE 245 ORLANDO, FL 32801-1949 PH (407) 422-0353 FAX (407) 423-2695 CERTIFICATE OF AUTHORIZATION NO. 000002	STATE OF FLORIDA DEPARTMENT OF TRANSPORTATION			SHEET NO. 59
DATE	DESCRIPTION	DATE	DESCRIPTION		ROAD NO.	COUNTY	FINANCIAL PROJECT ID	
					429	SEMINOLE	240200-2-52-01	

TYPICAL SECTION DETAILS

PRELIMINARY: NOT FOR CONSTRUCTION